



Date: December 5, 2019

Scrip Code – 532960, 890145
BSE Limited
Phiroze Jeejeebhoy Towers,
Dalal Street,
Mumbai – 400 001

IBVENTURES-EQ/E3
National Stock Exchange of India Limited
“Exchange Plaza”, Bandra-Kurla Complex,
Bandra (East),
Mumbai – 400 051

Sub: Outcome of the voting results of Postal Ballot

Dear Sir/Ma'am

In furtherance to Company Postal Ballot Notice dated October 22, 2019 (Notice), seeking approval from Company shareholders on the business listed therein, and in accordance with the Regulation 44(3) of SEBI (Listing Obligations and Disclosure Requirements), Regulations, 2015, we enclose hereto the *voting results* of Postal Ballot (including e-voting) along with Scrutinizer's Report.

All the resolutions as mentioned in the Notice have been approved by members with requisite majority, and shall be deemed to have been passed on December 4, 2019, being the last date of receipt of postal ballot form.

The same is also available on the Company's website at www.indiabullsventures.com.

We request you to kindly take the same on record.

For Indiabulls Ventures Limited

Lalit Sharma
Company Secretary

CC: Luxemburg Stock Exchange

Indiabulls Ventures Limited

CIN: L74999DL1995PLC069631

Corporate Office: “Indiabulls House” 448-451, Udyog Vihar, Phase - V, Gurugram -122 001, Client Helpline: 0124 4572444, Fax: 0124 6681111
Registered Office: M-62 & 63, First Floor, Connaught Place, New Delhi - 110 001 Tel: (011) 30252900, Fax: (011) 30156901
Website: www.indiabullsventures.com, Email: helpdesk@indiabulls.com

Indiabulls Ventures Limited								
Regulation 44(3) of the SEBI (Listing Obligations and Disclosure Requirements) Regulations, 2015								
Format for Voting Results								
Date of Postal Ballot Notice					22-Oct-19			
Total number of Shareholders on Cut-off date - November 1, 2019					83930			
No. of shareholders present in the meeting either in person or through proxy:								
Promoters and Promoter Group:					N.A.			
Public:					N.A.			
No. of Shareholders attended the meeting through Video Conferencing								
Promoters and Promoter Group:					N.A.			
Public:					N.A.			
Agenda item no. 1: Approval of Indiabulls Ventures Limited - Employee Stock Benefit Scheme 2019 and grant of Employee Stock Options and/or Shares and/or Stock Appreciation Rights to the employees of the Company.								
Resolution required: (Ordinary/ Special)					Special			
Whether promoter/ promoter group are interested in the agenda/resolution?					No			
voting by members holding fully paid up Equity Shares of face value of Rs. 2 each (having 100% Voting Rights on each share held by them) (FPS)								
Category	Mode of Voting	No. of shares held (1)	No. of votes polled (2)	% of Votes Polled on outstanding shares (3)=[(2)/(1)]*100	No. of Votes - in favour (4)	No. of Votes - against (5)	% of Votes in favour on votes polled (6)=[(4)/(2)]*100	% of Votes against on votes polled (7)=[(5)/(2)]*100
Promoter and Promoter Group	E-Voting	1878,79,588	1878,79,588	100.000	1878,79,588	0	100.000	0.000
	Poll	1878,79,588	-	0.000	0	0	0.000	0.000
	Postal Ballot	1878,79,588	0	0.000	0	0	0.000	0.000
	Total	1878,79,588	1878,79,588	100.000	1878,79,588	0	100.000	0.000
Public-Institutions	E-Voting	1434,14,935	119780851	83.520	107882108	11898743	90.066	9.934
	Poll	1434,14,935	-	0.000	0	0	0.000	0.000
	Postal Ballot	1434,14,935	0	0.000	0	0	0.000	0.000
	Total	1434,14,935	1197,80,851	83.520	1078,82,108	118,98,743	90.066	9.934
Public-Non Institutions	E-Voting	1974,92,983	104977215	53.155	104974924	2,291	99.998	0.002
	Poll	1974,92,983	-	0.000	-	0	-	-
	Postal Ballot	1974,92,983	0	0.000	0	0	0.000	0.000
	Total	1974,92,983	1049,77,215	53.155	1049,74,924	2,291	99.998	0.002
Total	5287,87,506	4126,37,654	78.035	4007,36,620	119,01,034	97.116	2.884	
voting by members holding Partly paid up Equity Shares of face value of Rs. 2 each, with paid up value Rs.1.10 per share (having 55% Voting Rights on each share held by them) (PPS)								
Category	Mode of Voting	No. of shares held (1)	No. of votes polled (2)	% of Votes Polled on outstanding shares (3)=[(2)/(1)]*100	No. of Votes - in favour (4)	No. of Votes - against (5)	% of Votes in favour on votes polled (6)=[(4)/(2)]*100	% of Votes against on votes polled (7)=[(5)/(2)]*100
Promoter and Promoter Group	E-Voting	357,88,434	357,88,434	100.000	357,88,434	0	100.000	0.000
	Poll	357,88,434	0	0.000	0	0	0.000	0.000
	Postal Ballot	357,88,434	0	0.000	0	0	0.000	0.000
	Total	357,88,434	357,88,434	100.000	357,88,434	0	100.000	0.000
Public-Institutions	E-Voting	105,58,044	89,57,059	84.836	87,34,515	2,22,544	97.515	2.485
	Poll	105,58,044	0	0.000	0	0	0.000	0.000
	Postal Ballot	105,58,044	0	0.000	0	0	0.000	0.000
	Total	105,58,044	89,57,059	84.836	87,34,515	2,22,544	97.515	2.485
Public-Non Institutions	E-Voting	364,18,668	190,12,825	52.206	190,12,825	0	100.000	0.000
	Poll	364,18,668	-	0.000	-	0	0.000	0.000
	Postal Ballot	364,18,668	0	0.000	0	0	0.000	0.000
	Total	364,18,668	190,12,825	52.206	190,12,825	0	100.000	0.000
Total	827,65,146	637,58,318	77.035	635,35,774	2,22,544	99.651	0.349	
voting by members holding Partly paid up Equity Shares of face value of Rs. 2 each, with paid up value Re.0.80 per share (having 40% Voting Rights on each share held by them) (PPS)								
Category	Mode of Voting	No. of shares held (1)	No. of votes polled (2)	% of Votes Polled on outstanding shares (3)=[(2)/(1)]*100	No. of Votes - in favour (4)	No. of Votes - against (5)	% of Votes in favour on votes polled (6)=[(4)/(2)]*100	% of Votes against on votes polled (7)=[(5)/(2)]*100
Promoter and Promoter Group	E-Voting	0	0	0.000	0	0	0.000	0.000
	Poll	0	0	0.000	0	0	0.000	0.000
	Postal Ballot	0	0	0.000	0	0	0.000	0.000
	Total	0	0	0.000	0	0	0.000	0.000
Public-Institutions	E-Voting	464	0	0.000	0	0	0.000	0.000
	Poll	464	0	0.000	0	0	0.000	0.000
	Postal Ballot	464	0	0.000	0	0	0.000	0.000
	Total	464	0	0.000	0	0	0.000	0.000
Public-Non Institutions	E-Voting	1,43,508	0	0.000	0	0	0.000	0.000
	Poll	1,43,508	0	0.000	0	0	0.000	0.000
	Postal Ballot	1,43,508	0	0.000	0	0	0.000	0.000
	Total	1,43,508	0	0.000	0	0	0.000	0.000
Total	1,43,972	0	0.000	0	0	0.000	0.000	
Combined voting by members -Based on the Voting Rights (FPS-100% ; PPS-55% ; PPS- 40%) held by them								
Category	Mode of Voting	Voting Rights Held (1)	Voting Rights Polled (2)	% of Voting Rights Polled on outstanding Voting Rights (3)=[(2)/(1)]*100	No. of Voting Rights - in favour (4)	No. of Voting Rights - against (5)	% of Voting Rights in favour on Voting Rights polled (6)=[(4)/(2)]*100	% of Voting Rights against on Voting Rights polled (7)=[(5)/(2)]*100
Promoter and Promoter Group	E-Voting	2075,63,226.70	2075,63,226.70	100.000	2075,63,226.70	0	100.000	0.000
	Poll	2075,63,226.70	0	0.000	0	0	0.000	0.000
	Postal Ballot	2075,63,226.70	0	0.000	0	0	0.000	0.000
	Total	2075,63,226.70	2075,63,226.70	100.000	2075,63,226.70	0	100.000	0.000
Public-Institutions	E-Voting	1492,22,044.80	1247,07,233.45	83.572	1126,86,091.25	120,21,142.20	90.361	9.639
	Poll	1492,22,044.80	0.00	0.000	0.00	0.00	0.000	0.000
	Postal Ballot	1492,22,044.80	0	0.000	0	0	0.000	0.000
	Total	1492,22,044.80	1247,07,233.45	83.572	1126,86,091.25	120,21,142.20	90.361	9.639
Public-Non Institutions	E-Voting	2175,80,653.60	1154,34,268.75	53.054	1154,31,977.75	2,291.00	99.998	0.002
	Poll	2175,80,653.60	0.00	0.000	-	0.00	0.000	0.000
	Postal Ballot	2175,80,653.60	0	0.000	0	0	0.000	0.000
	Total	2175,80,653.60	1154,34,268.75	53.054	1154,31,977.75	2,291.00	99.998	0.002
Total	5743,65,925.10	4477,04,728.90	77.948	4356,81,295.70	120,23,433.20	97.314	2.686	

Agenda item no. 2 : Approval to grant Employee Stock Options and/or Shares and/or Stock Appreciation Rights to the employees of the subsidiary company (ies), if any, of the Company, under Indiabulls Ventures Limited - Employee Stock Benefit Scheme 2019.

Resolution required: (Ordinary/ Special)	Special
Whether promoter/ promoter group are interested in the agenda/resolution?	No

voting by members holding fully paid up Equity Shares of face value of Rs. 2 each (having 100% Voting Rights on each share held by them) (FPS)

Category	Mode of Voting	No. of shares held (1)	No. of votes polled (2)	% of Votes Polled on outstanding shares (3)=[(2)/(1)]*100	No. of Votes – in favour (4)	No. of Votes – against (5)	% of Votes in favour on votes polled (6)=[(4)/(2)]*100	% of Votes against on votes polled (7)=[(5)/(2)]*100
Promoter and Promoter Group	E-Voting	1878,79,588	1878,79,588	100.000	1878,79,588	0	100.000	0.000
	Poll	1878,79,588	0	0.000	0	0	0.000	0.000
	Postal Ballot	1878,79,588	0	0.000	0	0	0.000	0.000
	Total	1878,79,588	1878,79,588	100.000	1878,79,588	0	100.000	0.000
Public- Institutions	E-Voting	1434,14,935	119780851	83.520	107882108	118,98,743	90.066	9.934
	Poll	1434,14,935	0	0.000	0	0	0.000	0.000
	Postal Ballot	1434,14,935	0	0.000	0	0	0.000	0.000
	Total	1434,14,935	1197,80,851	83.520	1078,82,108	118,98,743	90.066	9.934
Public- Non Institutions	E-Voting	1974,92,983	104977215	53.155	104974079	3,136	99.997	0.003
	Poll	1974,92,983	-	0.000	-	0	0.000	0.000
	Postal Ballot	1974,92,983	0	0.000	0	0	0.000	0.000
	Total	1974,92,983	1049,77,215	53.155	1049,74,079	3,136	99.997	0.003
Total	5287,87,506	4126,37,654	78.035	4007,35,775	119,01,879	97.116	2.884	

voting by members holding Partly paid up Equity Shares of face value of Rs. 2 each, with paid up value Rs.1.10 per share (having 55% Voting Rights on each share held by them) (PPS)

Category	Mode of Voting	No. of shares held (1)	No. of votes polled (2)	% of Votes Polled on outstanding shares (3)=[(2)/(1)]*100	No. of Votes – in favour (4)	No. of Votes – against (5)	% of Votes in favour on votes polled (6)=[(4)/(2)]*100	% of Votes against on votes polled (7)=[(5)/(2)]*100
Promoter and Promoter Group	E-Voting	357,88,434	357,88,434	100.000	357,88,434	0	100.000	0.000
	Poll	357,88,434	0	0.000	0	0	0.000	0.000
	Postal Ballot	357,88,434	0	0.000	0	0	0.000	0.000
	Total	357,88,434	357,88,434	100.000	357,88,434	0	100.000	0.000
Public- Institutions	E-Voting	105,58,044	89,57,059	84.836	87,34,515	2,22,544	97.515	2.485
	Poll	105,58,044	0	0.000	0	0	0.000	0.000
	Postal Ballot	105,58,044	0	0.000	0	0	0.000	0.000
	Total	105,58,044	89,57,059	84.836	87,34,515	2,22,544	97.515	2.485
Public- Non Institutions	E-Voting	364,18,668	190,12,825	52.206	190,12,675	150	99.999	0.001
	Poll	364,18,668	-	0.000	-	0	0.000	0.000
	Postal Ballot	364,18,668	0	0.000	0	0	0.000	0.000
	Total	364,18,668	190,12,825	52.206	190,12,675	150	99.999	0.001
Total	827,65,146	637,58,318	77.035	635,35,624	2,22,694	99.651	0.349	

voting by members holding Partly paid up Equity Shares of face value of Rs. 2 each, with paid up value Re.0.80 per share (having 40% Voting Rights on each share held by them) (PPS)

Category	Mode of Voting	No. of shares held (1)	No. of votes polled (2)	% of Votes Polled on outstanding shares (3)=[(2)/(1)]*100	No. of Votes – in favour (4)	No. of Votes – against (5)	% of Votes in favour on votes polled (6)=[(4)/(2)]*100	% of Votes against on votes polled (7)=[(5)/(2)]*100
Promoter and Promoter Group	E-Voting	0	0	0.000	0	0	0.000	0.000
	Poll	0	0	0.000	0	0	0.000	0.000
	Postal Ballot	0	0	0.000	0	0	0.000	0.000
	Total	0	0	0.000	0	0	0.000	0.000
Public- Institutions	E-Voting	464	0	0.000	0	0	0.000	0.000
	Poll	464	0	0.000	0	0	0.000	0.000
	Postal Ballot	464	0	0.000	0	0	0.000	0.000
	Total	464	0	0.000	0	0	0.000	0.000
Public- Non Institutions	E-Voting	1,43,508	0	0.000	0	0	0.000	0.000
	Poll	1,43,508	0	0.000	0	0	0.000	0.000
	Postal Ballot	1,43,508	0	0.000	0	0	0.000	0.000
	Total	1,43,508	0	0.000	0	0	0.000	0.000
Total	1,43,972	0	0.000	0	0	0.000	0.000	

Combined voting by members -Based on the Voting Rights (FPS-100% ; PPS-55%; PPS- 40%) held by them

Category	Mode of Voting	Voting Rights Held (1)	Voting Rights Polled (2)	% of Voting Rights Polled on outstanding Voting Rights (3)=[(2)/(1)]*100	No. of Voting Rights - in favour (4)	No. of Voting Rights - against (5)	% of Voting Rights in favour on Voting Rights polled (6)=[(4)/(2)]*100	% of Voting Rights against on Voting Rights polled (7)=[(5)/(2)]*100
Promoter and Promoter Group	E-Voting	2075,63,226.70	2075,63,226.70	100.000	2075,63,226.70	0	100.000	0.000
	Poll	2075,63,226.70	0	0.000	0	0	0.000	0.000
	Postal Ballot	2075,63,226.70	0	0.000	0	0	0.000	0.000
	Total	2075,63,226.70	2075,63,226.70	100.000	2075,63,226.70	0	100.000	0.000
Public- Institutions	E-Voting	1492,22,044.80	1247,07,233.45	83.572	1126,86,091.25	120,21,142.20	90.361	9.639
	Poll	1492,22,044.80	0.00	0.000	0.00	0.00	0.000	0.000
	Postal Ballot	1492,22,044.80	0	0.000	0	0	0.000	0.000
	Total	1492,22,044.80	1247,07,233.45	83.572	1126,86,091.25	120,21,142.20	90.361	9.639
Public- Non Institutions	E-Voting	2175,80,653.60	1154,34,268.75	53.054	1154,31,050.25	3,218.50	99.997	0.003
	Poll	2175,80,653.60	0.00	0.000	-	0.00	#DIV/0!	#DIV/0!
	Postal Ballot	2175,80,653.60	0	0.000	0	0	0.000	0.000
	Total	2175,80,653.60	1154,34,268.75	53.054	1154,31,050.25	3,218.50	99.997	0.003
Total	5743,65,925.10	4477,04,728.90	77.948	4356,80,368.20	120,24,360.70	97.314	2.686	

Agenda item no. 3 : Grant of Employee Stock Options and/or Shares and/or Stock Appreciation Rights to the Employees of Company and that of the Subsidiary company (ies) by way of Secondary Acquisition under Indiabulls Ventures Limited - Employee Stock Benefit Scheme 2019.

Resolution required: (Ordinary/ Special)	Special
Whether promoter/ promoter group are interested in the agenda/resolution?	No

voting by members holding fully paid up Equity Shares of face value of Rs. 2 each (having 100% Voting Rights on each share held by them) (FPS)

Category	Mode of Voting	No. of shares held (1)	No. of votes polled (2)	% of Votes Polled on outstanding shares (3)=[(2)/(1)]*100	No. of Votes – in favour (4)	No. of Votes – against (5)	% of Votes in favour on votes polled (6)=[(4)/(2)]*100	% of Votes against on votes polled (7)=[(5)/(2)]*100
Promoter and Promoter Group	E-Voting	1878,79,588	1878,79,588	100.000	1878,79,588	0	100.000	0.000
	Poll	1878,79,588	0	0.000	0	0	0.000	0.000
	Postal Ballot	1878,79,588	0	0.000	0	0	0.000	0.000
	Total	1878,79,588	1878,79,588	100.000	1878,79,588	0	100.000	0.000
Public- Institutions	E-Voting	1434,14,935	119780851	83.520	107882108	118,98,743	90.066	9.934
	Poll	1434,14,935	0	0.000	0	0	0.000	0.000
	Postal Ballot	1434,14,935	0	0.000	0	0	0.000	0.000
	Total	1434,14,935	1197,80,851	83.520	1078,82,108	118,98,743	90.066	9.934
Public- Non Institutions	E-Voting	1974,92,983	104977215	53.155	104974049	3,166	99.997	0.003
	Poll	1974,92,983	-	0.000	-	0	0.000	0.000
	Postal Ballot	1974,92,983	0	0.000	0	0	0.000	0.000
	Total	1974,92,983	1049,77,215	53.155	1049,74,049	3,166	99.997	0.003
Total	5287,87,506	4126,37,654	78.035	4007,35,745	119,01,909	97.116	2.884	

voting by members holding Partly paid up Equity Shares of face value of Rs. 2 each, with paid up value Rs.1.10 per share (having 55% Voting Rights on each share held by them) (PPS)

Category	Mode of Voting	No. of shares held (1)	No. of votes polled (2)	% of Votes Polled on outstanding shares (3)=[(2)/(1)]*100	No. of Votes – in favour (4)	No. of Votes – against (5)	% of Votes in favour on votes polled (6)=[(4)/(2)]*100	% of Votes against on votes polled (7)=[(5)/(2)]*100
Promoter and Promoter Group	E-Voting	357,88,434	357,88,434	100.000	357,88,434	0	100.000	0.000
	Poll	357,88,434	0	0.000	0	0	0.000	0.000
	Postal Ballot	357,88,434	0	0.000	0	0	0.000	0.000
	Total	357,88,434	357,88,434	100.000	357,88,434	0	100.000	0.000
Public- Institutions	E-Voting	105,58,044	89,57,059	84.836	87,34,515	2,22,544	97.515	2.485
	Poll	105,58,044	0	0.000	0	0	0.000	0.000
	Postal Ballot	105,58,044	0	0.000	0	0	0.000	0.000
	Total	105,58,044	89,57,059	84.836	87,34,515	2,22,544	97.515	2.485
Public- Non Institutions	E-Voting	364,18,668	190,12,825	52.206	190,12,675	150	99.999	0.001
	Poll	364,18,668	-	0.000	-	0	0.000	0.000
	Postal Ballot	364,18,668	0	0.000	0	0	0.000	0.000
	Total	364,18,668	190,12,825	52.206	190,12,675	150	99.999	0.001
Total	827,65,146	637,58,318	77.035	635,35,624	2,22,694	99.651	0.349	

voting by members holding Partly paid up Equity Shares of face value of Rs. 2 each, with paid up value Re.0.80 per share (having 40% Voting Rights on each share held by them) (PPS)

Category	Mode of Voting	No. of shares held (1)	No. of votes polled (2)	% of Votes Polled on outstanding shares (3)=[(2)/(1)]*100	No. of Votes – in favour (4)	No. of Votes – against (5)	% of Votes in favour on votes polled (6)=[(4)/(2)]*100	% of Votes against on votes polled (7)=[(5)/(2)]*100
Promoter and Promoter Group	E-Voting	0	0	0.000	0	0	0.000	0.000
	Poll	0	0	0.000	0	0	0.000	0.000
	Postal Ballot	0	0	0.000	0	0	0.000	0.000
	Total	0	0	0.000	0	0	0.000	0.000
Public- Institutions	E-Voting	464	0	0.000	0	0	0.000	0.000
	Poll	464	0	0.000	0	0	0.000	0.000
	Postal Ballot	464	0	0.000	0	0	0.000	0.000
	Total	464	0	0.000	0	0	0.000	0.000
Public- Non Institutions	E-Voting	1,43,508	0	0.000	0	0	0.000	0.000
	Poll	1,43,508	0	0.000	0	0	0.000	0.000
	Postal Ballot	1,43,508	0	0.000	0	0	0.000	0.000
	Total	1,43,508	0	0.000	0	0	0.000	0.000
Total	1,43,972	0	0.000	0	0	0.000	0.000	

Combined voting by members -Based on the Voting Rights (FPS-100% ; PPS-55% ; PPS- 40%) held by them

Category	Mode of Voting	Voting Rights Held (1)	Voting Rights Polled (2)	% of Voting Rights Polled on outstanding Voting Rights (3)=[(2)/(1)]*100	No. of Voting Rights - in favour (4)	No. of Voting Rights - against (5)	% of Voting Rights in favour on Voting Rights polled (6)=[(4)/(2)]*100	% of Voting Rights against on Voting Rights polled (7)=[(5)/(2)]*100
Promoter and Promoter Group	E-Voting	2075,63,226.70	2075,63,226.70	100.000	2075,63,226.70	0	100.000	0.000
	Poll	2075,63,226.70	0	0.000	0	0	0.000	0.000
	Postal Ballot	2075,63,226.70	0	0.000	0	0	0.000	0.000
	Total	2075,63,226.70	2075,63,226.70	100.000	2075,63,226.70	0	100.000	0.000
Public- Institutions	E-Voting	1492,22,044.80	1247,07,233.45	83.572	1126,86,091.25	120,21,142.20	90.361	9.639
	Poll	1492,22,044.80	0.00	0.000	0.00	0.00	0.000	0.000
	Postal Ballot	1492,22,044.80	0	0.000	0	0	0.000	0.000
	Total	1492,22,044.80	1247,07,233.45	83.572	1126,86,091.25	120,21,142.20	90.361	9.639
Public- Non Institutions	E-Voting	2175,80,653.60	1154,34,268.75	53.054	1154,31,020.25	3,248.50	99.997	0.003
	Poll	2175,80,653.60	0.00	0.000	-	0.00	0.000	0.000
	Postal Ballot	2175,80,653.60	0	0.000	0	0	0.000	0.000
	Total	2175,80,653.60	1154,34,268.75	53.054	1154,31,020.25	3,248.50	99.997	0.003
Total	5743,65,925.10	4477,04,728.90	77.948	4356,80,338.20	120,24,390.70	97.314	2.686	

Agenda item no. 4 : Approval of Trust Route for the implementation of Indiabulls Ventures Limited - Employee Stock Benefit Scheme 2019.

Resolution required: (Ordinary/ Special)	Special
Whether promoter/ promoter group are interested in the agenda/resolution?	No

voting by members holding fully paid up Equity Shares of face value of Rs. 2 each (having 100% Voting Rights on each share held by them) (FPS)

Category	Mode of Voting	No. of shares held (1)	No. of votes polled (2)	% of Votes Polled on outstanding shares (3)=[(2)/(1)]*100	No. of Votes – in favour (4)	No. of Votes – against (5)	% of Votes in favour on votes polled (6)=[(4)/(2)]*100	% of Votes against on votes polled (7)=[(5)/(2)]*100
Promoter and Promoter Group	E-Voting	1878,79,588	1878,79,588	100.000	1878,79,588	0	100.000	0.000
	Poll	1878,79,588	0	0.000	0	0	0.000	0.000
	Postal Ballot	1878,79,588	0	0.000	0	0	0.000	0.000
	Total	1878,79,588	1878,79,588	100.000	1878,79,588	0	100.000	0.000
Public- Institutions	E-Voting	1434,14,935	119780851	83.520	107882108	118,98,743	90.066	9.934
	Poll	1434,14,935	0	0.000	0	0	0.000	0.000
	Postal Ballot	1434,14,935	0	0.000	0	0	0.000	0.000
	Total	1434,14,935	1197,80,851	83.520	1078,82,108	118,98,743	90.066	9.934
Public- Non Institutions	E-Voting	1974,92,983	104977215	53.155	104974964	2,251	99.998	0.002
	Poll	1974,92,983	-	0.000	-	0	0.000	0.000
	Postal Ballot	1974,92,983	0	0.000	0	0	0.000	0.000
	Total	1974,92,983	1049,77,215	53.155	1049,74,964	2,251	99.998	0.002
Total	5287,87,506	4126,37,654	78.035	4007,36,660	119,00,994	97.116	2.884	

voting by members holding Partly paid up Equity Shares of face value of Rs. 2 each, with paid up value Rs.1.10 per share (having 55% Voting Rights on each share held by them) (PPS)

Category	Mode of Voting	No. of shares held (1)	No. of votes polled (2)	% of Votes Polled on outstanding shares (3)=[(2)/(1)]*100	No. of Votes – in favour (4)	No. of Votes – against (5)	% of Votes in favour on votes polled (6)=[(4)/(2)]*100	% of Votes against on votes polled (7)=[(5)/(2)]*100
Promoter and Promoter Group	E-Voting	357,88,434	357,88,434	100.000	357,88,434	0	100.000	0.000
	Poll	357,88,434	0	0.000	0	0	0.000	0.000
	Postal Ballot	357,88,434	0	0.000	0	0	0.000	0.000
	Total	357,88,434	357,88,434	100.000	357,88,434	0	100.000	0.000
Public- Institutions	E-Voting	105,58,044	89,57,059	84.836	87,34,515	2,22,544	97.515	2.485
	Poll	105,58,044	0	0.000	0	0	0.000	0.000
	Postal Ballot	105,58,044	0	0.000	0	0	0.000	0.000
	Total	105,58,044	89,57,059	84.836	87,34,515	2,22,544	97.515	2.485
Public- Non Institutions	E-Voting	364,18,668	190,12,825	52.206	190,12,825	0	100.000	0.000
	Poll	364,18,668	-	0.000	-	0	0.000	0.000
	Postal Ballot	364,18,668	0	0.000	0	0	0.000	0.000
	Total	364,18,668	190,12,825	52.206	190,12,825	0	100.000	0.000
Total	827,65,146	637,58,318	77.035	635,35,774	2,22,544	99.651	0.349	

voting by members holding Partly paid up Equity Shares of face value of Rs. 2 each, with paid up value Re.0.80 per share (having 40% Voting Rights on each share held by them) (PPS)

Category	Mode of Voting	No. of shares held (1)	No. of votes polled (2)	% of Votes Polled on outstanding shares (3)=[(2)/(1)]*100	No. of Votes – in favour (4)	No. of Votes – against (5)	% of Votes in favour on votes polled (6)=[(4)/(2)]*100	% of Votes against on votes polled (7)=[(5)/(2)]*100
Promoter and Promoter Group	E-Voting	0	0	0.000	0	0	0.000	0.000
	Poll	0	0	0.000	0	0	0.000	0.000
	Postal Ballot	0	0	0.000	0	0	0.000	0.000
	Total	0	0	0.000	0	0	0.000	0.000
Public- Institutions	E-Voting	464	0	0.000	0	0	0.000	0.000
	Poll	464	0	0.000	0	0	0.000	0.000
	Postal Ballot	464	0	0.000	0	0	0.000	0.000
	Total	464	0	0.000	0	0	0.000	0.000
Public- Non Institutions	E-Voting	1,43,508	0	0.000	0	0	0.000	0.000
	Poll	1,43,508	0	0.000	0	0	0.000	0.000
	Postal Ballot	1,43,508	0	0.000	0	0	0.000	0.000
	Total	1,43,508	0	0.000	0	0	0.000	0.000
Total	1,43,972	0	0.000	0	0	0.000	0.000	

Combined voting by members -Based on the Voting Rights (FPS-100% ; PPS-55% ; PPS- 40%) held by them

Category	Mode of Voting	Voting Rights Held (1)	Voting Rights Polled (2)	% of Voting Rights Polled on outstanding Voting Rights (3)=[(2)/(1)]*100	No. of Voting Rights - in favour (4)	No. of Voting Rights - against (5)	% of Voting Rights in favour on Voting Rights polled (6)=[(4)/(2)]*100	% of Voting Rights against on Voting Rights polled (7)=[(5)/(2)]*100
Promoter and Promoter Group	E-Voting	2075,63,226.70	2075,63,226.70	100.000	2075,63,226.70	0	100.000	0.000
	Poll	2075,63,226.70	0	0.000	0	0	0.000	0.000
	Postal Ballot	2075,63,226.70	0	0.000	0	0	0.000	0.000
	Total	2075,63,226.70	2075,63,226.70	100.000	2075,63,226.70	0	100.000	0.000
Public- Institutions	E-Voting	1492,22,044.80	1247,07,233.45	83.572	1126,86,091.25	120,21,142.20	90.361	9.639
	Poll	1492,22,044.80	0.00	0.000	0.00	0.00	0.000	0.000
	Postal Ballot	1492,22,044.80	0	0.000	0	0	0.000	0.000
	Total	1492,22,044.80	1247,07,233.45	83.572	1126,86,091.25	120,21,142.20	90.361	9.639
Public- Non Institutions	E-Voting	2175,80,653.60	1154,34,268.75	53.054	1154,32,017.75	2,251.00	99.998	0.002
	Poll	2175,80,653.60	0.00	0.000	-	0.00	0.000	0.000
	Postal Ballot	2175,80,653.60	0	0.000	0	0	0.000	0.000
	Total	2175,80,653.60	1154,34,268.75	53.054	1154,32,017.75	2,251.00	99.998	0.002
Total	5743,65,925.10	4477,04,728.90	77.948	4356,81,335.70	120,23,393.20	97.314	2.686	

Agenda item no. 5 : Provision of Money by the Company for purchase of its own shares by the Trust / Trustees for the benefit of Employees under Indiabulls Ventures Limited - Employee Stock Benefit Scheme 2019.

Resolution required: (Ordinary/ Special)	Special
Whether promoter/ promoter group are interested in the agenda/resolution?	No

voting by members holding fully paid up Equity Shares of face value of Rs. 2 each (having 100% Voting Rights on each share held by them) (FPS)

Category	Mode of Voting	No. of shares held (1)	No. of votes polled (2)	% of Votes Polled on outstanding shares (3)=[(2)/(1)]*100	No. of Votes – in favour (4)	No. of Votes – against (5)	% of Votes in favour on votes polled (6)=[(4)/(2)]*100	% of Votes against on votes polled (7)=[(5)/(2)]*100
Promoter and Promoter Group	E-Voting	1878,79,588	1878,79,588	100.000	1878,79,588	0	100.000	0.000
	Poll	1878,79,588	0	0.000	0	0	0.000	0.000
	Postal Ballot	1878,79,588	0	0.000	0	0	0.000	0.000
	Total	1878,79,588	1878,79,588	100.000	1878,79,588	0	100.000	0.000
Public- Institutions	E-Voting	1434,14,935	119780851	83.520	107882108	118,98,743	90.066	9.934
	Poll	1434,14,935	0	0.000	0	0	0.000	0.000
	Postal Ballot	1434,14,935	0	0.000	0	0	0.000	0.000
	Total	1434,14,935	1197,80,851	83.520	1078,82,108	118,98,743	90.066	9.934
Public- Non Institutions	E-Voting	1974,92,983	104977215	53.155	104975479	1,736	99.998	0.002
	Poll	1974,92,983	-	0.000	-	0	0.000	0.000
	Postal Ballot	1974,92,983	0	0.000	0	0	0.000	0.000
	Total	1974,92,983	1049,77,215	53.155	1049,75,479	1,736	99.998	0.002
Total	5287,87,506	4126,37,654	78.035	4007,37,175	119,00,479	97.116	2.884	

voting by members holding Partly paid up Equity Shares of face value of Rs. 2 each, with paid up value Rs.1.10 per share (having 55% Voting Rights on each share held by them) (PPS)

Category	Mode of Voting	No. of shares held (1)	No. of votes polled (2)	% of Votes Polled on outstanding shares (3)=[(2)/(1)]*100	No. of Votes – in favour (4)	No. of Votes – against (5)	% of Votes in favour on votes polled (6)=[(4)/(2)]*100	% of Votes against on votes polled (7)=[(5)/(2)]*100
Promoter and Promoter Group	E-Voting	357,88,434	357,88,434	100.000	357,88,434	0	100.000	0.000
	Poll	357,88,434	0	0.000	0	0	0.000	0.000
	Postal Ballot	357,88,434	0	0.000	0	0	0.000	0.000
	Total	357,88,434	357,88,434	100.000	357,88,434	0	100.000	0.000
Public- Institutions	E-Voting	105,58,044	89,57,059	84.836	87,34,515	2,22,544	97.515	2.485
	Poll	105,58,044	0	0.000	0	0	0.000	0.000
	Postal Ballot	105,58,044	0	0.000	0	0	0.000	0.000
	Total	105,58,044	89,57,059	84.836	87,34,515	2,22,544	97.515	2.485
Public- Non Institutions	E-Voting	364,18,668	190,12,825	52.206	190,12,825	0	100.000	0.000
	Poll	364,18,668	-	0.000	-	0	0.000	0.000
	Postal Ballot	364,18,668	0	0.000	0	0	0.000	0.000
	Total	364,18,668	190,12,825	52.206	190,12,825	0	100.000	0.000
Total	827,65,146	637,58,318	77.035	635,35,774	2,22,544	99.651	0.349	

voting by members holding Partly paid up Equity Shares of face value of Rs. 2 each, with paid up value Re.0.80 per share (having 40% Voting Rights on each share held by them) (PPS)

Category	Mode of Voting	No. of shares held (1)	No. of votes polled (2)	% of Votes Polled on outstanding shares (3)=[(2)/(1)]*100	No. of Votes – in favour (4)	No. of Votes – against (5)	% of Votes in favour on votes polled (6)=[(4)/(2)]*100	% of Votes against on votes polled (7)=[(5)/(2)]*100
Promoter and Promoter Group	E-Voting	0	0	0.000	0	0	0.000	0.000
	Poll	0	0	0.000	0	0	0.000	0.000
	Postal Ballot	0	0	0.000	0	0	0.000	0.000
	Total	0	0	0.000	0	0	0.000	0.000
Public- Institutions	E-Voting	464	0	0.000	0	0	0.000	0.000
	Poll	464	0	0.000	0	0	0.000	0.000
	Postal Ballot	464	0	0.000	0	0	0.000	0.000
	Total	464	0	0.000	0	0	0.000	0.000
Public- Non Institutions	E-Voting	1,43,508	0	0.000	0	0	0.000	0.000
	Poll	1,43,508	0	0.000	0	0	0.000	0.000
	Postal Ballot	1,43,508	0	0.000	0	0	0.000	0.000
	Total	1,43,508	0	0.000	0	0	0.000	0.000
Total	1,43,972	0	0.000	0	0	0.000	0.000	

Combined voting by members -Based on the Voting Rights (FPS-100% ; PPS-55%; PPS- 40%) held by them

Category	Mode of Voting	Voting Rights Held (1)	Voting Rights Polled (2)	% of Voting Rights Polled on outstanding Voting Rights (3)=[(2)/(1)]*100	No. of Voting Rights - in favour (4)	No. of Voting Rights - against (5)	% of Voting Rights in favour on Voting Rights polled (6)=[(4)/(2)]*100	% of Voting Rights against on Voting Rights polled (7)=[(5)/(2)]*100
Promoter and Promoter Group	E-Voting	2075,63,226.70	2075,63,226.70	100.000	2075,63,226.70	0	100.000	0.000
	Poll	2075,63,226.70	0	0.000	0	0	0.000	0.000
	Postal Ballot	2075,63,226.70	0	0.000	0	0	0.000	0.000
	Total	2075,63,226.70	2075,63,226.70	100.000	2075,63,226.70	0	100.000	0.000
Public- Institutions	E-Voting	1492,22,044.80	1247,07,233.45	83.572	1126,86,091.25	120,21,142.20	90.361	9.639
	Poll	1492,22,044.80	0.00	0.000	0.00	0.00	0.000	0.000
	Postal Ballot	1492,22,044.80	0	0.000	0	0	0.000	0.000
	Total	1492,22,044.80	1247,07,233.45	83.572	1126,86,091.25	120,21,142.20	90.361	9.639
Public- Non Institutions	E-Voting	2175,80,653.60	1154,34,268.75	53.054	1154,32,532.75	1,736.00	99.998	0.002
	Poll	2175,80,653.60	0.00	0.000	-	0.00	0.000	0.000
	Postal Ballot	2175,80,653.60	0	0.000	0	0	0.000	0.000
	Total	2175,80,653.60	1154,34,268.75	53.054	1154,32,532.75	1,736.00	99.998	0.002
Total	5743,65,925.10	4477,04,728.90	77.948	4356,81,850.70	120,22,878.20	97.315	2.685	

Agenda item no. 6 : Approval for grant of Employee Stock Options and/or Shares and/or Stock Appreciation Rights to the identified employees during any one year, equal to or exceeding one percent of the issued capital of the Company at the time of grant of Employee Stock Options and/or Shares and/or Stock Appreciation Rights.

Resolution required: (Ordinary/ Special)	Special
Whether promoter/ promoter group are interested in the agenda/resolution?	No

voting by members holding fully paid up Equity Shares of face value of Rs. 2 each (having 100% Voting Rights on each share held by them) (FPS)

Category	Mode of Voting	No. of shares held (1)	No. of votes polled (2)	% of Votes Polled on outstanding shares (3)=[(2)/(1)]*100	No. of Votes – in favour (4)	No. of Votes – against (5)	% of Votes in favour on votes polled (6)=[(4)/(2)]*100	% of Votes against on votes polled (7)=[(5)/(2)]*100
Promoter and Promoter Group	E-Voting	1878,79,588	1878,79,588	100.000	1878,79,588	0	100.000	0.000
	Poll	1878,79,588	0	0.000	0	0	0.000	0.000
	Postal Ballot	1878,79,588	0	0.000	0	0	0.000	0.000
	Total	1878,79,588	1878,79,588	100.000	1878,79,588	0	100.000	0.000
Public- Institutions	E-Voting	1434,14,935	119780851	83.520	107882108	118,98,743	90.066	9.934
	Poll	1434,14,935	0	0.000	0	0	0.000	0.000
	Postal Ballot	1434,14,935	0	0.000	0	0	0.000	0.000
	Total	1434,14,935	1197,80,851	83.520	1078,82,108	118,98,743	90.066	9.934
Public- Non Institutions	E-Voting	1974,92,983	104977215	53.155	104974153	3,062	99.997	0.003
	Poll	1974,92,983	0	0.000	0	0	0.000	0.000
	Postal Ballot	1974,92,983	0	0.000	0	0	0.000	0.000
	Total	1974,92,983	1049,77,215	53.155	1049,74,153	3,062	99.997	0.003
Total	5287,87,506	4126,37,654	78.035	4007,35,849	119,01,805	97.116	2.884	

voting by members holding Partly paid up Equity Shares of face value of Rs. 2 each, with paid up value Rs.1.10 per share (having 55% Voting Rights on each share held by them) (PPS)

Category	Mode of Voting	No. of shares held (1)	No. of votes polled (2)	% of Votes Polled on outstanding shares (3)=[(2)/(1)]*100	No. of Votes – in favour (4)	No. of Votes – against (5)	% of Votes in favour on votes polled (6)=[(4)/(2)]*100	% of Votes against on votes polled (7)=[(5)/(2)]*100
Promoter and Promoter Group	E-Voting	357,88,434	357,88,434	100.000	357,88,434	0	100.000	0.000
	Poll	357,88,434	0	0.000	0	0	0.000	0.000
	Postal Ballot	357,88,434	0	0.000	0	0	0.000	0.000
	Total	357,88,434	357,88,434	100.000	357,88,434	0	100.000	0.000
Public- Institutions	E-Voting	105,58,044	89,57,059	84.836	87,34,515	2,22,544	97.515	2.485
	Poll	105,58,044	0	0.000	0	0	0.000	0.000
	Postal Ballot	105,58,044	0	0.000	0	0	0.000	0.000
	Total	105,58,044	89,57,059	84.836	87,34,515	2,22,544	97.515	2.485
Public- Non Institutions	E-Voting	364,18,668	190,12,825	52.206	190,12,675	150	99.999	0.001
	Poll	364,18,668	0	0.000	0	0	0.000	0.000
	Postal Ballot	364,18,668	0	0.000	0	0	0.000	0.000
	Total	364,18,668	190,12,825	52.206	190,12,675	150	99.999	0.001
Total	827,65,146	637,58,318	77.035	635,35,624	2,22,694	99.651	0.349	

voting by members holding Partly paid up Equity Shares of face value of Rs. 2 each, with paid up value Re.0.80 per share (having 40% Voting Rights on each share held by them) (PPS)

Category	Mode of Voting	No. of shares held (1)	No. of votes polled (2)	% of Votes Polled on outstanding shares (3)=[(2)/(1)]*100	No. of Votes – in favour (4)	No. of Votes – against (5)	% of Votes in favour on votes polled (6)=[(4)/(2)]*100	% of Votes against on votes polled (7)=[(5)/(2)]*100
Promoter and Promoter Group	E-Voting	0	0	0.000	0	0	0.000	0.000
	Poll	0	0	0.000	0	0	0.000	0.000
	Postal Ballot	0	0	0.000	0	0	0.000	0.000
	Total	0	0	0.000	0	0	0.000	0.000
Public- Institutions	E-Voting	464	0	0.000	0	0	0.000	0.000
	Poll	464	0	0.000	0	0	0.000	0.000
	Postal Ballot	464	0	0.000	0	0	0.000	0.000
	Total	464	0	0.000	0	0	0.000	0.000
Public- Non Institutions	E-Voting	1,43,508	0	0.000	0	0	0.000	0.000
	Poll	1,43,508	0	0.000	0	0	0.000	0.000
	Postal Ballot	1,43,508	0	0.000	0	0	0.000	0.000
	Total	1,43,508	0	0.000	0	0	0.000	0.000
Total	1,43,972	0	0.000	0	0	0.000	0.000	

Combined voting by members -Based on the Voting Rights (FPS-100% ; PPS-55%; PPS- 40%) held by them

Category	Mode of Voting	Voting Rights Held (1)	Voting Rights Polled (2)	% of Voting Rights Polled on outstanding Voting Rights (3)=[(2)/(1)]*100	No. of Voting Rights - in favour (4)	No. of Voting Rights - against (5)	% of Voting Rights in favour on Voting Rights polled (6)=[(4)/(2)]*100	% of Voting Rights against on Voting Rights polled (7)=[(5)/(2)]*100
Promoter and Promoter Group	E-Voting	2075,63,226.70	2075,63,226.70	100.000	2075,63,226.70	0	100.000	0.000
	Poll	2075,63,226.70	0	0.000	0	0	0.000	0.000
	Postal Ballot	2075,63,226.70	0	0.000	0	0	0.000	0.000
	Total	2075,63,226.70	2075,63,226.70	100.000	2075,63,226.70	0	100.000	0.000
Public- Institutions	E-Voting	1492,22,044.80	1247,07,233.45	83.572	1126,86,091.25	120,21,142.20	90.361	9.639
	Poll	1492,22,044.80	0.00	0.000	0.00	0.00	0.000	0.000
	Postal Ballot	1492,22,044.80	0.00	0.000	0.00	0.00	0.000	0.000
	Total	1492,22,044.80	1247,07,233.45	83.572	1126,86,091.25	120,21,142.20	90.361	9.639
Public- Non Institutions	E-Voting	2175,80,653.60	1154,34,268.75	53.054	1154,31,124.25	3,144.50	99.997	0.003
	Poll	2175,80,653.60	0.00	0.000	-	0.00	0.000	0.000
	Postal Ballot	2175,80,653.60	0	0.000	0	0	0.000	0.000
	Total	2175,80,653.60	1154,34,268.75	53.054	1154,31,124.25	3,144.50	99.997	0.003
Total	5743,65,925.10	4477,04,728.90	77.948	4356,80,442.20	120,24,286.70	97.314	2.686	

Agenda item no. 7 : Approval for Buy-back of Equity Shares of the Company through Tender Route.

Resolution required: (Ordinary/ Special)	Special
Whether promoter/ promoter group are interested in the agenda/resolution?	Yes

voting by members holding fully paid up Equity Shares of face value of Rs. 2 each (having 100% Voting Rights on each share held by them) (FPS)

Category	Mode of Voting	No. of shares held (1)	No. of votes polled (2)	% of Votes Polled on outstanding shares (3)=[(2)/(1)]*100	No. of Votes – in favour (4)	No. of Votes – against (5)	% of Votes in favour on votes polled (6)=[(4)/(2)]*100	% of Votes against on votes polled (7)=[(5)/(2)]*100
Promoter and Promoter Group	E-Voting	1878,79,588	-	0.000	-	0	0.000	0.000
	Poll	1878,79,588	0	0.000	0	0	0.000	0.000
	Postal Ballot	1878,79,588	0	0.000	0	0	0.000	0.000
	Total	1878,79,588	-	0.000	-	0	0.000	0.000
Public-Institutions	E-Voting	1434,14,935	119780851	83.520	119780851	0	100.000	0.000
	Poll	1434,14,935	0	0.000	0	0	0.000	0.000
	Postal Ballot	1434,14,935	0	0.000	0	0	0.000	0.000
	Total	1434,14,935	1197,80,851	83.520	1197,80,851	0	100.000	0.000
Public- Non Institutions	E-Voting	1974,92,983	104977100	53.155	104976219	881	99.999	0.001
	Poll	1974,92,983	-	0.000	-	0	0.000	0.000
	Postal Ballot	1974,92,983	0	0.000	0	0	0.000	0.000
	Total	1974,92,983	1049,77,100	53.155	1049,76,219	881	99.999	0.001
Total	5287,87,506	2247,57,951	42.504	2247,57,070	881	100.000	0.000	

voting by members holding Partly paid up Equity Shares of face value of Rs. 2 each, with paid up value Rs.1.10 per share

(having 55% Voting Rights on each share held by them) (PPS)

Category	Mode of Voting	No. of shares held (1)	No. of votes polled (2)	% of Votes Polled on outstanding shares (3)=[(2)/(1)]*100	No. of Votes – in favour (4)	No. of Votes – against (5)	% of Votes in favour on votes polled (6)=[(4)/(2)]*100	% of Votes against on votes polled (7)=[(5)/(2)]*100
Promoter and Promoter Group	E-Voting	357,88,434	-	0.000	-	0	0.000	0.000
	Poll	357,88,434	0	0.000	0	0	0.000	0.000
	Postal Ballot	357,88,434	0	0.000	0	0	0.000	0.000
	Total	357,88,434	-	0.000	-	0	0.000	0.000
Public-Institutions	E-Voting	105,58,044	89,57,059	84.836	89,57,059	0	100.000	0.000
	Poll	105,58,044	0	0.000	0	0	0.000	0.000
	Postal Ballot	105,58,044	0	0.000	0	0	0.000	0.000
	Total	105,58,044	89,57,059	84.836	89,57,059	0	100.000	0.000
Public- Non Institutions	E-Voting	364,18,668	190,12,825	52.206	190,12,825	0	100.000	0.000
	Poll	364,18,668	-	0.000	-	0	0.000	0.000
	Postal Ballot	364,18,668	0	0.000	0	0	0.000	0.000
	Total	364,18,668	190,12,825	52.206	190,12,825	0	100.000	0.000
Total	827,65,146	279,69,884	33.794	279,69,884	0	100.000	0.000	

voting by members holding Partly paid up Equity Shares of face value of Rs. 2 each, with paid up value Re.0.80 per share

(having 40% Voting Rights on each share held by them) (PPS)

Category	Mode of Voting	No. of shares held (1)	No. of votes polled (2)	% of Votes Polled on outstanding shares (3)=[(2)/(1)]*100	No. of Votes – in favour (4)	No. of Votes – against (5)	% of Votes in favour on votes polled (6)=[(4)/(2)]*100	% of Votes against on votes polled (7)=[(5)/(2)]*100
Promoter and Promoter Group	E-Voting	0	0	0.000	0	0	0.000	0.000
	Poll	0	0	0.000	0	0	0.000	0.000
	Postal Ballot	0	0	0.000	0	0	0.000	0.000
	Total	0	0	0.000	0	0	0.000	0.000
Public-Institutions	E-Voting	464	0	0.000	0	0	0.000	0.000
	Poll	464	0	0.000	0	0	0.000	0.000
	Postal Ballot	464	0	0.000	0	0	0.000	0.000
	Total	464	0	0.000	0	0	0.000	0.000
Public- Non Institutions	E-Voting	1,43,508	0	0.000	0	0	0.000	0.000
	Poll	1,43,508	0	0.000	0	0	0.000	0.000
	Postal Ballot	1,43,508	0	0.000	0	0	0.000	0.000
	Total	1,43,508	0	0.000	0	0	0.000	0.000
Total	1,43,972	0	0.000	0	0	0.000	0.000	

Combined voting by members -Based on the Voting Rights (FPS-100% ; PPS-55%; PPS- 40%) held by them

Category	Mode of Voting	Voting Rights Held (1)	Voting Rights Polled (2)	% of Voting Rights Polled on outstanding Voting Rights (3)=[(2)/(1)]*100	No. of Voting Rights - in favour (4)	No. of Voting Rights - against (5)	% of Voting Rights in favour on Voting Rights polled (6)=[(4)/(2)]*100	% of Voting Rights against on Voting Rights polled (7)=[(5)/(2)]*100
Promoter and Promoter Group	E-Voting	2075,63,226.70	-	0.000	-	0	0.000	0.000
	Poll	2075,63,226.70	0	0.000	0	0	0.000	0.000
	Postal Ballot	2075,63,226.70	0	0.000	0	0	0.000	0.000
	Total	2075,63,226.70	-	0.000	-	0	0.000	0.000
Public-Institutions	E-Voting	1492,22,044.80	1247,07,233.45	83.572	1247,07,233.45	0.00	100.000	0.000
	Poll	1492,22,044.80	0.00	0.000	0.00	0.00	0.000	0.000
	Postal Ballot	1492,22,044.80	0	0.000	0	0	0.000	0.000
	Total	1492,22,044.80	1247,07,233.45	83.572	1247,07,233.45	0.00	100.000	0.000
Public- Non Institutions	E-Voting	2175,80,653.60	1154,34,153.75	53.054	1154,33,272.75	881.00	99.999	0.001
	Poll	2175,80,653.60	0.00	0.000	-	0.00	0.000	0.000
	Postal Ballot	2175,80,653.60	0	0.000	0	0	0.000	0.000
	Total	2175,80,653.60	1154,34,153.75	53.054	1154,33,272.75	881.00	99.999	0.001
Total	5743,65,925.10	2401,41,387.20	41.810	2401,40,506.20	881.00	100.000	0.000	

for Indiabulls Ventures Limited



Company Secretary
Date: December 5, 2019



Scrutinizer's Report

[Pursuant to Section 110 of the Companies Act, 2013 and Rule 22 of the Companies (Management and Administration) Rules, 2014]

To,
The Chairman
Indiabulls Ventures Limited
M-62 & 63, First Floor,
Connaught Place New Delhi – 110 001


Sub: Consolidated Scrutinizer's Report on Postal Ballot and remote e-voting conducted pursuant to Section 110 of the Companies Act, 2013 ('the Act') read with Rule 22 of Companies (Management and Administration) Rules, 2014 ('the Rules') on agenda items stated in Postal Ballot Notice dated October 22, 2019.

Dear Sir,


I, Raj Kumar, Partner of M/s. AMRK & Associates, Practicing Chartered Accountants, having our office at 1395, Lower Ground Floor, Sector 15, Part II, Gurugram-122001, was appointed as the scrutinizer by the Board of Directors of **Indiabulls Ventures Limited** ("the Company") for the purpose of scrutinizing the ballot process and remote e-voting process on the resolutions set out in the Postal Ballot Notice dated October 22, 2019.

I hereby submit my Report on as under:

1. The dispatch of Postal Ballot Notice dated October 22, 2019 was completed by the Company on November 2, 2019 to all its eligible members through permitted mode, along with and a self-addressed postage pre-paid envelope. The Postal Ballot Form was sent through E-mail to those members who have registered their email addresses with their depository participants.
2. The Notices of Postal Ballot were sent to those members of the Company, whose name appeared in the Register of Members of the Company on November 1, 2019 ('cut-off date').
3. Particulars related to the Postal Ballot Papers as well as e-voting communications received from the Members, if any, have been entered in a Register, separately maintained for the purpose.
4. All Postal Ballot Papers as well as e-voting communications received upto the close of working hours i.e. 05:00 P.M. on Wednesday, December 4, 2019 (the last date and time fixed by the Company for receipt of the Postal Ballot Papers & e-voting) were considered for my scrutiny.
5. The e-voting module of Karvy Fintech Private Limited was disabled on Wednesday, December 4, 2019 at 05:07 P. M.



6. No envelope containing physical ballot paper was received till the close of working hours i.e. 05:00 P.M. on Wednesday, December 4, 2019.
7. The votes cast through remote e-voting were unblocked on Wednesday, December 04, 2019 around 05:07 P.M. in the presence of two witnesses viz. Mr. Abhishek Mittal (PAN: DGXPM1868J) R/o T-5/2704, Tata Primanti, Sector 42, Gurgaon and Ms. Nisha Agrawal (PAN:BSJPA9799J) R/o B-1/104, Tulip Lemon, Sector -69, Gurgaon (who are not in the employment of the Company). They have signed below in confirmation of the votes being unblocked in their presence.


 Witness 1: Mr. Abhishek Mittal


 Witness 2: Ms. Nisha Agrawal

8. After the closure of the e-voting, the report on the said voting was generated in my presence and was diligently scrutinized.
9. The consolidated result of physical ballot papers and remote e-voting in respect of the resolutions contained in the Postal Ballot Notice dated October 22, 2019 is as under:


Item No. 1 As a Special Resolution: Approval of Indiabulls Ventures Limited - Employee Stock Benefit Scheme 2019 and grant of Employee Stock Options and/or Shares and/or Stock Appreciation Rights to the employees of the Company.

(i) Voted in favour of resolution:

Voting Rights	Number of members voted through e-voting	Number of members voted through Ballot Paper	Number of votes casted in favour of resolution	Percentage of the total number of valid votes casted
100% voting rights-Fully paid up shares	319	0	40,07,36,620	97.116%
55% voting rights-Partly paid up shares with paid up value of Rs.1.10 per share	140	0	6,35,35,774	99.651%
40% voting rights-Partly paid up shares with paid up value of Re.0.80 per share	0	0	0	0.000%

(ii) Voted against the resolution:

Voting Rights	Number of members voted through e-voting	Number of members voted through Ballot Paper	Number of votes casted in against of resolution	Percentage of the total number of valid votes casted
100% voting rights-Fully paid up shares	72	0	1,19,01,034	2.884%



55% voting rights- Partly paid up shares with paid up value of Rs.1.10 per share	6	0	2,22,544	0.349%
40% voting rights- Partly paid up shares with paid up value of Re.0.80 per share	0	0	0	0.000%

(iii) Invalid votes*:


Voting Rights	Total numbers of members whose votes were declared invalid	Total number of votes casted by them
100% voting rights- Fully paid up shares	3	68,118
55% voting rights- Partly paid up shares with paid up value of Rs.1.10 per share	0	0
40% voting rights- Partly paid up shares with paid up value of Re.0.80 per share	0	0

**includes abstain votes.*

Item No. 2 As a Special Resolution: Approval to grant Employee Stock Options and/or Shares and/or Stock Appreciation Rights to the employees of the subsidiary company (ies), if any, of the Company, under Indiabulls Ventures Limited - Employee Stock Benefit Scheme 2019.

(i) Voted in favour of resolution:

Voting Rights	Number of members voted through e- voting	Number of members voted through Ballot Paper	Number of votes casted in favour of resolution	Percentage of the total number of valid votes casted
100% voting rights- Fully paid up shares	317	0	40,07,35,775	97.116%
55% voting rights- Partly paid up shares with paid up value of Rs.1.10 per share	139	0	6,35,35,624	99.651%
40% voting rights- Partly paid up shares with paid up value of Re.0.80 per share	0	0	0	0.000%



(ii) Voted against the resolution:

Voting Rights	Number of members voted through e-voting	Number of members voted through Ballot Paper	Number of votes casted in against of resolution	Percentage of the total number of valid votes casted
100% voting rights- Fully paid up shares	74	0	1,19,01,879	2.884%
55% voting rights- Partly paid up shares with paid up value of Rs.1.10 per share	7	0	2,22,694	0.349%
40% voting rights- Partly paid up shares with paid up value of Re.0.80 per share	0	0	0	0.000%

(iii) Invalid votes*:


Voting Rights	Total numbers of members whose votes were declared invalid	Total number of votes casted by them
100% voting rights- Fully paid up shares	3	68,118
55% voting rights- Partly paid up shares with paid up value of Rs.1.10 per share	0	0
40% voting rights- Partly paid up shares with paid up value of Re.0.80 per share	0	0

*includes abstain votes.

Item No. 3 As a Special Resolution: Grant of Employee Stock Options and/or Shares and/or Stock Appreciation Rights to the Employees of Company and that of the Subsidiary company (ies) by way of Secondary Acquisition under Indiabulls Ventures Limited - Employee Stock Benefit Scheme 2019.

(i) Voted in favour of resolution:

Voting Rights	Number of members voted through e-voting	Number of members voted through Ballot Paper	Number of votes casted in favour of resolution	Percentage of the total number of valid votes casted
100% voting rights- Fully paid up shares	318	0	40,07,35,745	97.116%
55% voting rights- Partly paid up shares with paid up value of Rs.1.10 per share	139	0	6,35,35,624	99.651%



40% voting rights- Partly paid up shares with paid up value of Re.0.80 per share	0	0	0	0.000%
-------------------------------------------------------------------------------------------	---	---	---	--------

(ii) Voted against the resolution:

Voting Rights	Number of members voted through e-voting	Number of members voted through Ballot Paper	Number of votes casted in against of resolution	Percentage of the total number of valid votes casted
100% voting rights- Fully paid up shares	73	0	1,19,01,909	2.884%
55% voting rights- Partly paid up shares with paid up value of Rs.1.10 per share	7	0	2,22,694	0.349%
40% voting rights- Partly paid up shares with paid up value of Re.0.80 per share	0	0	0	0.000%

(iii) Invalid votes*:

Voting Rights	Total numbers of members whose votes were declared invalid	Total number of votes casted by them
100% voting rights- Fully paid up shares	3	68,118
55% voting rights- Partly paid up shares with paid up value of Rs.1.10 per share	0	0
40% voting rights- Partly paid up shares with paid up value of Re.0.80 per share	0	0

*includes abstain votes.

Item No. 4 As a Special Resolution: Approval of Trust Route for the implementation of Indiabulls Ventures Limited - Employee Stock Benefit Scheme 2019.

(i) Voted in favour of resolution:

Voting Rights	Number of members voted through e-voting	Number of members voted through Ballot Paper	Number of votes casted in favour of resolution	Percentage of the total number of valid votes casted
100% voting rights- Fully paid up shares	319	0	40,07,36,660	97.116%



55% voting rights- Partly paid up shares with paid up value of Rs.1.10 per share	140	0	6,35,35,774	99.651%
40% voting rights- Partly paid up shares with paid up value of Re.0.80 per share	0	0	0	0.000%

(ii) Voted against the resolution:


Voting Rights	Number of members voted through e-voting	Number of members voted through Ballot Paper	Number of votes casted in against of resolution	Percentage of the total number of valid votes casted
100% voting rights- Fully paid up shares	71	0	119,00,994	2.884%
55% voting rights- Partly paid up shares with paid up value of Rs.1.10 per share	6	0	222,544	0.349%
40% voting rights- Partly paid up shares with paid up value of Re.0.80 per share	0	0	0	0.000%

(iii) Invalid votes*:

Voting Rights	Total numbers of members whose votes were declared invalid	Total number of votes casted by them
100% voting rights- Fully paid up shares	3	68,118
55% voting rights- Partly paid up shares with paid up value of Rs.1.10 per share	0	0
40% voting rights- Partly paid up shares with paid up value of Re.0.80 per share	0	0

**includes abstain votes.*

Item No. 5 As a Special Resolution: Provision of Money by the Company for purchase of its own shares by the Trust / Trustees for the benefit of Employees under Indiabulls Ventures Limited - Employee Stock Benefit Scheme 2019.



(i) Voted in favour of resolution:

Voting Rights	Number of members voted through e-voting	Number of members voted through Ballot Paper	Number of votes casted in favour of resolution	Percentage of the total number of valid votes casted
100% voting rights- Fully paid up shares	322	0	40,07,37,175	97.116%
55% voting rights- Partly paid up shares with paid up value of Rs.1.10 per share	140	0	6,35,35,774	99.651%
40% voting rights- Partly paid up shares with paid up value of Re.0.80 per share	0	0	0	0.000%

(ii) Voted against the resolution:

Voting Rights	Number of members voted through e-voting	Number of members voted through Ballot Paper	Number of votes casted in against of resolution	Percentage of the total number of valid votes casted
100% voting rights- Fully paid up shares	70	0	1,19,00,479	2.884%
55% voting rights- Partly paid up shares with paid up value of Rs.1.10 per share	6	0	2,22,544	0.349%
40% voting rights- Partly paid up shares with paid up value of Re.0.80 per share	0	0	0	0.000%

(iii) Invalid votes*:

Voting Rights	Total numbers of members whose votes were declared invalid	Total number of votes casted by them
100% voting rights- Fully paid up shares	3	68,118
55% voting rights- Partly paid up shares with paid up value of Rs.1.10 per share	0	0
40% voting rights- Partly paid up shares with paid up value of Re.0.80 per share	0	0

*includes abstain votes.



Item No. 6 As a Special Resolution: Approval for grant of Employee Stock Options and/or Shares and/or Stock Appreciation Rights to the identified employees during any one year, equal to or exceeding one percent of the issued capital of the Company at the time of grant of Employee Stock Options and/or Shares and/or Stock Appreciation Rights.

(i) Voted in favour of resolution:


Voting Rights	Number of members voted through e-voting	Number of members voted through Ballot Paper	Number of votes casted in favour of resolution	Percentage of the total number of valid votes casted
100% voting rights- Fully paid up shares	320	0	40,07,35,849	97.116%
55% voting rights- Partly paid up shares with paid up value of Rs.1.10 per share	139	0	6,35,35,624	99.651%
40% voting rights- Partly paid up shares with paid up value of Re.0.80 per share	0	0	0	0.000%

(ii) Voted against the resolution:

Voting Rights	Number of members voted through e-voting	Number of members voted through Ballot Paper	Number of votes casted in against of resolution	Percentage of the total number of valid votes casted
100% voting rights- Fully paid up shares	71	0	1,19,01,805	2.884%
55% voting rights- Partly paid up shares with paid up value of Rs.1.10 per share	7	0	2,22,694	0.349%
40% voting rights- Partly paid up shares with paid up value of Re.0.80 per share	0	0	0	0.000%

(iii) Invalid votes*:

Voting Rights	Total numbers of members whose votes were declared invalid	Total number of votes casted by them
100% voting rights- Fully paid up shares	3	68,118
55% voting rights- Partly paid up shares with paid up value of Rs.1.10 per share	0	0
40% voting rights- Partly paid up	0	0



shares with paid up value of Re.0.80 per share		
------------------------------------------------	--	--

**includes abstain votes.*

Item No. 7 As a Special Resolution: Approval for Buy-back of Equity Shares of the Company through Tender Route:

(i) Voted in favour of resolution:


Voting Rights	Number of members voted through e-voting	Number of members voted through Ballot Paper	Number of votes casted in favour of resolution	Percentage of the total number of valid votes casted
100% voting rights- Fully paid up shares	370	0	22,47,57,070	100.000%
55% voting rights- Partly paid up shares with paid up value of Rs.1.10 per share	138	0	2,79,69,884	100.000%
40% voting rights- Partly paid up shares with paid up value of Re.0.80 per share	0	0	0	0.000%

(ii) Voted against the resolution:

Voting Rights	Number of members voted through e-voting	Number of members voted through Ballot Paper	Number of votes casted in against of resolution	Percentage of the total number of valid votes casted
100% voting rights- Fully paid up shares	8	0	881	0.000%
55% voting rights- Partly paid up shares with paid up value of Rs.1.10 per share	0	0	0	0.000%
40% voting rights- Partly paid up shares with paid up value of Re.0.80 per share	0	0	0	0.000%

(iii) Invalid votes*:

Voting Rights	Total numbers of members whose votes were declared invalid	Total number of votes casted by them
100% voting rights- Fully paid up shares	9	18,79,47,706
55% voting rights- Partly paid up shares with paid up value of	4	3,57,88,434



Rs.1.10 per share		
40% voting rights- Partly paid up shares with paid up value of Re.0.80 per share	0	0

**includes abstain votes.*



10. Based on the aforesaid results, all the Special Resolutions pertaining to the item(s) of business listed at sr. nos. 1 to 7 (both inclusive) set forth in Postal Ballot Notice dated October 22, 2019 have been passed with the requisite majority as per the provisions of the Companies Act, 2013 and Rules made thereunder.
11. The Register, all other papers and other relevant records relating to remote e-voting and voting by postal ballot shall remain in our safe custody until the chairman considers, approves and signs the minutes and thereafter the same would be handed over to the Company Secretary of the Company for the safe keeping.
12. The combined report of Postal Ballot and e-voting, in the format prescribed under Regulation 44 of SEBI (Listing Obligations and Disclosure Requirements) Regulations, 2015 is enclosed as **Annexure - A.**

Thanking you,

Yours truly,

For **AMRK & Associates,**
Chartered Accountants

FRN: 016728C

Raj Kumar

Partner

M. No. : 501863


UDIN: 19501863AAAAHB1554

Date: December 5, 2019

Place: New Delhi

Encl: as above

Countersigned By:


05/12/2019

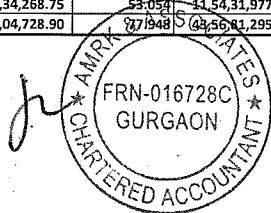
Lalit Sharma
Company Secretary &
Authorized Signatory
(On behalf of the Chairman)

Combined Voting Results				Annexure A				
Agenda item no. 1: Approval of Indiabulls Ventures Limited - Employee Stock Benefit Scheme 2019 and grant of Employee Stock Options and/or Shares and/or Stock Appreciation Rights to the employees of the Company.								
Resolution required: (Ordinary/ Special)				Special				
Whether promoter/ promoter group are interested in the agenda/resolution?				No				
voting by members holding fully paid up Equity Shares of face value of Rs. 2 each (having 100% Voting Rights on each share held by them) (FPS)								
Category	Mode of Voting	No. of shares held (1)	No. of votes polled (2)	% of Votes Polled on outstanding shares (3)=[(2)/(1)]*100	No. of Votes - in favour (4)	No. of Votes - against (5)	% of Votes in favour on votes polled (6)=[(4)/(2)]*100	% of Votes against on votes polled (7)=[(5)/(2)]*100
Promoter and Promoter Group	E-Voting	18,78,79,588	18,78,79,588	100.000	18,78,79,588	0	100.000	0.000
	Poll	18,78,79,588	-	0.000	0	0	0.000	0.000
	Postal Ballot	18,78,79,588	0	0.000	0	0	0.000	0.000
	Total	18,78,79,588	18,78,79,588	100.000	18,78,79,588	0	100.000	0.000
Public-Institutions	E-Voting	14,34,14,935	119780851	83.520	107882108	11898743	90.066	9.934
	Poll	14,34,14,935	-	0.000	0	0	0.000	0.000
	Postal Ballot	14,34,14,935	0	0.000	0	0	0.000	0.000
	Total	14,34,14,935	11,97,80,851	83.520	10,78,82,108	1,18,98,743	90.066	9.934
Public- Non Institutions	E-Voting	19,74,92,983	104977215	53.155	104974924	2,291	99.998	0.002
	Poll	19,74,92,983	-	0.000	0	0	0.000	0.000
	Postal Ballot	19,74,92,983	0	0.000	0	0	0.000	0.000
	Total	19,74,92,983	10,49,77,215	53.155	10,49,74,924	2,291	99.998	0.002
Total	52,87,87,506	41,26,37,654	78.035	40,07,36,620	1,19,01,034	97.116	2.884	

voting by members holding Partly paid up Equity Shares of face value of Rs. 2 each, with paid up value Rs.1.10 per share (having 55% Voting Rights on each share held by them) (PPS)								
Category	Mode of Voting	No. of shares held (1)	No. of votes polled (2)	% of Votes Polled on outstanding shares (3)=[(2)/(1)]*100	No. of Votes - in favour (4)	No. of Votes - against (5)	% of Votes in favour on votes polled (6)=[(4)/(2)]*100	% of Votes against on votes polled (7)=[(5)/(2)]*100
Promoter and Promoter Group	E-Voting	3,57,88,434	3,57,88,434	100.000	3,57,88,434	0	100.000	0.000
	Poll	3,57,88,434	0	0.000	0	0	0.000	0.000
	Postal Ballot	3,57,88,434	0	0.000	0	0	0.000	0.000
	Total	3,57,88,434	3,57,88,434	100.000	3,57,88,434	0	100.000	0.000
Public-Institutions	E-Voting	1,05,58,044	89,57,059	84.836	87,34,515	2,22,544	97.515	2.485
	Poll	1,05,58,044	0	0.000	0	0	0.000	0.000
	Postal Ballot	1,05,58,044	0	0.000	0	0	0.000	0.000
	Total	1,05,58,044	89,57,059	84.836	87,34,515	2,22,544	97.515	2.485
Public- Non Institutions	E-Voting	3,64,18,668	1,90,12,825	52.206	1,90,12,825	0	100.000	0.000
	Poll	3,64,18,668	0	0.000	0	0	0.000	0.000
	Postal Ballot	3,64,18,668	0	0.000	0	0	0.000	0.000
	Total	3,64,18,668	1,90,12,825	52.206	1,90,12,825	0	100.000	0.000
Total	8,27,65,146	6,37,58,318	77.035	6,35,35,774	2,22,544	99.651	0.349	

voting by members holding Partly paid up Equity Shares of face value of Rs. 2 each, with paid up value Re.0.80 per share (having 40% Voting Rights on each share held by them) (PPS)								
Category	Mode of Voting	No. of shares held (1)	No. of votes polled (2)	% of Votes Polled on outstanding shares (3)=[(2)/(1)]*100	No. of Votes - in favour (4)	No. of Votes - against (5)	% of Votes in favour on votes polled (6)=[(4)/(2)]*100	% of Votes against on votes polled (7)=[(5)/(2)]*100
Promoter and Promoter Group	E-Voting	0	0	0.000	0	0	0.000	0.000
	Poll	0	0	0.000	0	0	0.000	0.000
	Postal Ballot	0	0	0.000	0	0	0.000	0.000
	Total	0	0	0.000	0	0	0.000	0.000
Public-Institutions	E-Voting	464	0	0.000	0	0	0.000	0.000
	Poll	464	0	0.000	0	0	0.000	0.000
	Postal Ballot	464	0	0.000	0	0	0.000	0.000
	Total	464	0	0.000	0	0	0.000	0.000
Public- Non Institutions	E-Voting	1,43,508	0	0.000	0	0	0.000	0.000
	Poll	1,43,508	0	0.000	0	0	0.000	0.000
	Postal Ballot	1,43,508	0	0.000	0	0	0.000	0.000
	Total	1,43,508	0	0.000	0	0	0.000	0.000
Total	1,43,972	0	0.000	0	0	0.000	0.000	

Combined voting by members -Based on the Voting Rights (FPS-100% ; PPS-55% ; PPS- 40%) held by them								
Category	Mode of Voting	Voting Rights Held (1)	Voting Rights Polled (2)	% of Voting Rights Polled on outstanding Voting Rights (3)=[(2)/(1)]*100	No. of Voting Rights - in favour (4)	No. of Voting Rights - against (5)	% of Voting Rights in favour on Voting Rights polled (6)=[(4)/(2)]*100	% of Voting Rights against on Voting Rights polled (7)=[(5)/(2)]*100
Promoter and Promoter Group	E-Voting	20,75,63,226.70	20,75,63,226.70	100.000	20,75,63,226.70	0	100.000	0.000
	Poll	20,75,63,226.70	0	0.000	0	0	0.000	0.000
	Postal Ballot	20,75,63,226.70	0	0.000	0	0	0.000	0.000
	Total	20,75,63,226.70	20,75,63,226.70	100.000	20,75,63,226.70	0	100.000	0.000
Public-Institutions	E-Voting	14,92,22,044.80	12,47,07,233.45	83.572	11,26,86,091.25	1,20,21,142.20	90.361	9.639
	Poll	14,92,22,044.80	0.00	0.000	0.00	0.00	0.000	0.000
	Postal Ballot	14,92,22,044.80	0	0.000	0	0	0.000	0.000
	Total	14,92,22,044.80	12,47,07,233.45	83.572	11,26,86,091.25	1,20,21,142.20	90.361	9.639
Public- Non Institutions	E-Voting	21,75,80,653.60	11,54,34,268.75	53.054	11,54,31,977.75	2,291.00	99.998	0.002
	Poll	21,75,80,653.60	0.00	0.000	0	0.00	0.000	0.000
	Postal Ballot	21,75,80,653.60	0	0.000	0	0	0.000	0.000
	Total	21,75,80,653.60	11,54,34,268.75	53.054	11,54,31,977.75	2,291.00	99.998	0.002
Total	57,43,65,925.10	44,77,04,728.90	77.948	43,36,41,295.70	1,20,23,433.20	97.314	2.686	



Agenda item no. 2 : Approval to grant Employee Stock Options and/or Shares and/or Stock Appreciation Rights to the employees of the subsidiary company (ies), if any, of the Company, under Indiabulls Ventures Limited - Employee Stock Benefit Scheme 2019.

Resolution required: (Ordinary/ Special)	Special
Whether promoter/ promoter group are interested in the agenda/resolution?	No

voting by members holding fully paid up Equity Shares of face value of Rs. 2 each (having 100% Voting Rights on each share held by them) (FPS)

Category	Mode of Voting	No. of shares held (1)	No. of votes polled (2)	% of Votes Polled on outstanding shares (3)=[(2)/(1)]*100	No. of Votes – in favour (4)	No. of Votes – against (5)	% of Votes in favour on votes polled (6)=[(4)/(2)]*100	% of Votes against on votes polled (7)=[(5)/(2)]*100
Promoter and Promoter Group	E-Voting	18,78,79,588	18,78,79,588	100.000	18,78,79,588	0	100.000	0.000
	Poll	18,78,79,588	0	0.000	0	0	0.000	0.000
	Postal Ballot	18,78,79,588	0	0.000	0	0	0.000	0.000
	Total	18,78,79,588	18,78,79,588	100.000	18,78,79,588	0	100.000	0.000
Public-Institutions	E-Voting	14,34,14,935	119780851	83.520	107882108	1,18,98,743	90.066	9.934
	Poll	14,34,14,935	0	0.000	0	0	0.000	0.000
	Postal Ballot	14,34,14,935	0	0.000	0	0	0.000	0.000
	Total	14,34,14,935	11,97,80,851	83.520	10,78,82,108	1,18,98,743	90.066	9.934
Public- Non Institutions	E-Voting	19,74,92,983	104977215	53.155	104974079	3,136	99.997	0.003
	Poll	19,74,92,983	0	0.000	0	0	0.000	0.000
	Postal Ballot	19,74,92,983	0	0.000	0	0	0.000	0.000
	Total	19,74,92,983	10,49,77,215	53.155	10,49,74,079	3,136	99.997	0.003
Total	52,87,87,506	41,26,37,654	78.035	40,07,35,775	1,19,01,879	97.116	2.884	

voting by members holding Partly paid up Equity Shares of face value of Rs. 2 each, with paid up value Rs.1.10 per share (having 55% Voting Rights on each share held by them) (PPS)


Category	Mode of Voting	No. of shares held (1)	No. of votes polled (2)	% of Votes Polled on outstanding shares (3)=[(2)/(1)]*100	No. of Votes – in favour (4)	No. of Votes – against (5)	% of Votes in favour on votes polled (6)=[(4)/(2)]*100	% of Votes against on votes polled (7)=[(5)/(2)]*100
Promoter and Promoter Group	E-Voting	3,57,88,434	3,57,88,434	100.000	3,57,88,434	0	100.000	0.000
	Poll	3,57,88,434	0	0.000	0	0	0.000	0.000
	Postal Ballot	3,57,88,434	0	0.000	0	0	0.000	0.000
	Total	3,57,88,434	3,57,88,434	100.000	3,57,88,434	0	100.000	0.000
Public-Institutions	E-Voting	1,05,58,044	89,57,059	84.836	87,34,515	2,22,544	97.515	2.485
	Poll	1,05,58,044	0	0.000	0	0	0.000	0.000
	Postal Ballot	1,05,58,044	0	0.000	0	0	0.000	0.000
	Total	1,05,58,044	89,57,059	84.836	87,34,515	2,22,544	97.515	2.485
Public- Non Institutions	E-Voting	3,64,18,668	1,90,12,825	52.206	1,90,12,675	150	99.999	0.001
	Poll	3,64,18,668	0	0.000	0	0	0.000	0.000
	Postal Ballot	3,64,18,668	0	0.000	0	0	0.000	0.000
	Total	3,64,18,668	1,90,12,825	52.206	1,90,12,675	150	99.999	0.001
Total	8,27,65,146	6,37,58,318	77.035	6,35,35,624	2,22,694	99.651	0.349	

voting by members holding Partly paid up Equity Shares of face value of Rs. 2 each, with paid up value Re.0.80 per share (having 40% Voting Rights on each share held by them) (PPS)

Category	Mode of Voting	No. of shares held (1)	No. of votes polled (2)	% of Votes Polled on outstanding shares (3)=[(2)/(1)]*100	No. of Votes – in favour (4)	No. of Votes – against (5)	% of Votes in favour on votes polled (6)=[(4)/(2)]*100	% of Votes against on votes polled (7)=[(5)/(2)]*100
Promoter and Promoter Group	E-Voting	0	0	0.000	0	0	0.000	0.000
	Poll	0	0	0.000	0	0	0.000	0.000
	Postal Ballot	0	0	0.000	0	0	0.000	0.000
	Total	0	0	0.000	0	0	0.000	0.000
Public-Institutions	E-Voting	464	0	0.000	0	0	0.000	0.000
	Poll	464	0	0.000	0	0	0.000	0.000
	Postal Ballot	464	0	0.000	0	0	0.000	0.000
	Total	464	0	0.000	0	0	0.000	0.000
Public- Non Institutions	E-Voting	1,43,508	0	0.000	0	0	0.000	0.000
	Poll	1,43,508	0	0.000	0	0	0.000	0.000
	Postal Ballot	1,43,508	0	0.000	0	0	0.000	0.000
	Total	1,43,508	0	0.000	0	0	0.000	0.000
Total	1,43,972	0	0.000	0	0	0.000	0.000	

Combined voting by members -Based on the Voting Rights (FPS-100% ; PPS-55%; PPS- 40%) held by them

Category	Mode of Voting	Voting Rights Held (1)	Voting Rights Polled (2)	% of Voting Rights Polled on outstanding Voting Rights (3)=[(2)/(1)]*100	No. of Voting Rights - in favour (4)	No. of Voting Rights - against (5)	% of Voting Rights in favour on Voting Rights polled (6)=[(4)/(2)]*100	% of Voting Rights against on Voting Rights polled (7)=[(5)/(2)]*100
Promoter and Promoter Group	E-Voting	20,75,63,226.70	20,75,63,226.70	100.000	20,75,63,226.70	0	100.000	0.000
	Poll	20,75,63,226.70	0	0.000	0	0	0.000	0.000
	Postal Ballot	20,75,63,226.70	0	0.000	0	0	0.000	0.000
	Total	20,75,63,226.70	20,75,63,226.70	100.000	20,75,63,226.70	0	100.000	0.000
Public-Institutions	E-Voting	14,92,22,044.80	12,47,07,233.45	83.572	11,26,86,091.25	1,20,21,142.20	90.361	9.639
	Poll	14,92,22,044.80	0.00	0.000	0.00	0.00	0.000	0.000
	Postal Ballot	14,92,22,044.80	0	0.000	0	0	0.000	0.000
	Total	14,92,22,044.80	12,47,07,233.45	83.572	11,26,86,091.25	1,20,21,142.20	90.361	9.639
Public- Non Institutions	E-Voting	21,75,80,653.60	11,54,34,268.75	53.054	11,54,31,050.25	3,218.50	99.997	0.003
	Poll	21,75,80,653.60	0.00	0.000	0	0	#DIV/0!	#DIV/0!
	Postal Ballot	21,75,80,653.60	0	0.000	0	0	0.000	0.000
	Total	21,75,80,653.60	11,54,34,268.75	53.054	11,54,31,050.25	3,218.50	99.997	0.003
Total	57,43,65,925.10	44,77,04,728.90	77.948	43,56,80,368.20	1,20,24,360.70	97.314	2.686	



Agenda item no. 3 : Grant of Employee Stock Options and/or Shares and/or Stock Appreciation Rights to the Employees of Company and that of the Subsidiary company (ies) by way of Secondary Acquisition under Indiabulls Ventures Limited - Employee Stock Benefit Scheme 2019.

Resolution required: (Ordinary/ Special) **Special**
Whether promoter/ promoter group are interested in the agenda/resolution? **No**

voting by members holding fully paid up Equity Shares of face value of Rs. 2 each (having 100% Voting Rights on each share held by them) (FPS)

Category	Mode of Voting	No. of shares held (1)	No. of votes polled (2)	% of Votes Polled on outstanding shares (3)=[(2)/(1)]*100	No. of Votes – in favour (4)	No. of Votes – against (5)	% of Votes in favour on votes polled (6)=[(4)/(2)]*100	% of Votes against on votes polled (7)=[(5)/(2)]*100
Promoter and Promoter Group	E-Voting	18,78,79,588	18,78,79,588	100.000	18,78,79,588	0	100.000	0.000
	Poll	18,78,79,588	0	0.000	0	0	0.000	0.000
	Postal Ballot	18,78,79,588	0	0.000	0	0	0.000	0.000
	Total	18,78,79,588	18,78,79,588	100.000	18,78,79,588	0	100.000	0.000
Public-Institutions	E-Voting	14,34,14,935	119780851	83.520	107882108	1,18,98,743	90.066	9.934
	Poll	14,34,14,935	0	0.000	0	0	0.000	0.000
	Postal Ballot	14,34,14,935	0	0.000	0	0	0.000	0.000
	Total	14,34,14,935	11,97,80,851	83.520	10,78,82,108	1,18,98,743	90.066	9.934
Public- Non Institutions	E-Voting	19,74,92,983	104977215	53.155	104974049	3,166	99.997	0.003
	Poll	19,74,92,983	0	0.000	0	0	0.000	0.000
	Postal Ballot	19,74,92,983	0	0.000	0	0	0.000	0.000
	Total	19,74,92,983	10,49,77,215	53.155	10,49,74,049	3,166	99.997	0.003
Total	52,87,87,506	41,26,37,654	78.035	40,07,35,745	1,19,01,909	97.116	2.884	

voting by members holding Partly paid up Equity Shares of face value of Rs. 2 each, with paid up value Rs.1.10 per share (having 55% Voting Rights on each share held by them) (PPS)


Category	Mode of Voting	No. of shares held (1)	No. of votes polled (2)	% of Votes Polled on outstanding shares (3)=[(2)/(1)]*100	No. of Votes – in favour (4)	No. of Votes – against (5)	% of Votes in favour on votes polled (6)=[(4)/(2)]*100	% of Votes against on votes polled (7)=[(5)/(2)]*100
Promoter and Promoter Group	E-Voting	3,57,88,434	3,57,88,434	100.000	3,57,88,434	0	100.000	0.000
	Poll	3,57,88,434	0	0.000	0	0	0.000	0.000
	Postal Ballot	3,57,88,434	0	0.000	0	0	0.000	0.000
	Total	3,57,88,434	3,57,88,434	100.000	3,57,88,434	0	100.000	0.000
Public-Institutions	E-Voting	1,05,58,044	89,57,059	84.836	87,34,515	2,22,544	97.515	2.485
	Poll	1,05,58,044	0	0.000	0	0	0.000	0.000
	Postal Ballot	1,05,58,044	0	0.000	0	0	0.000	0.000
	Total	1,05,58,044	89,57,059	84.836	87,34,515	2,22,544	97.515	2.485
Public- Non Institutions	E-Voting	3,64,18,668	1,90,12,825	52.206	1,90,12,675	150	99.999	0.001
	Poll	3,64,18,668	0	0.000	0	0	0.000	0.000
	Postal Ballot	3,64,18,668	0	0.000	0	0	0.000	0.000
	Total	3,64,18,668	1,90,12,825	52.206	1,90,12,675	150	99.999	0.001
Total	8,27,65,146	6,37,58,318	77.035	6,35,35,624	2,22,694	99.651	0.349	

voting by members holding Partly paid up Equity Shares of face value of Rs. 2 each, with paid up value Re.0.80 per share (having 40% Voting Rights on each share held by them) (PPS)


Category	Mode of Voting	No. of shares held (1)	No. of votes polled (2)	% of Votes Polled on outstanding shares (3)=[(2)/(1)]*100	No. of Votes – in favour (4)	No. of Votes – against (5)	% of Votes in favour on votes polled (6)=[(4)/(2)]*100	% of Votes against on votes polled (7)=[(5)/(2)]*100
Promoter and Promoter Group	E-Voting	0	0	0.000	0	0	0.000	0.000
	Poll	0	0	0.000	0	0	0.000	0.000
	Postal Ballot	0	0	0.000	0	0	0.000	0.000
	Total	0	0	0.000	0	0	0.000	0.000
Public-Institutions	E-Voting	464	0	0.000	0	0	0.000	0.000
	Poll	464	0	0.000	0	0	0.000	0.000
	Postal Ballot	464	0	0.000	0	0	0.000	0.000
	Total	464	0	0.000	0	0	0.000	0.000
Public- Non Institutions	E-Voting	1,43,508	0	0.000	0	0	0.000	0.000
	Poll	1,43,508	0	0.000	0	0	0.000	0.000
	Postal Ballot	1,43,508	0	0.000	0	0	0.000	0.000
	Total	1,43,508	0	0.000	0	0	0.000	0.000
Total	1,43,972	0	0.000	0	0	0.000	0.000	

Combined voting by members -Based on the Voting Rights (FPS-100%; PPS-55%; PPS- 40%) held by them

Category	Mode of Voting	Voting Rights Held (1)	Voting Rights Polled (2)	% of Voting Rights Polled on outstanding Voting Rights (3)=[(2)/(1)]*100	No. of Voting Rights - in favour (4)	No. of Voting Rights - against (5)	% of Voting Rights in favour on Voting Rights polled (6)=[(4)/(2)]*100	% of Voting Rights against on Voting Rights polled (7)=[(5)/(2)]*100
Promoter and Promoter Group	E-Voting	20,75,63,226.70	20,75,63,226.70	100.000	20,75,63,226.70	0	100.000	0.000
	Poll	20,75,63,226.70	0	0.000	0	0	0.000	0.000
	Postal Ballot	20,75,63,226.70	0	0.000	0	0	0.000	0.000
	Total	20,75,63,226.70	20,75,63,226.70	100.000	20,75,63,226.70	0	100.000	0.000
Public-Institutions	E-Voting	14,92,22,044.80	12,47,07,233.45	83.572	11,26,86,091.25	1,20,21,142.20	90.361	9.639
	Poll	14,92,22,044.80	0.00	0.000	0.00	0.00	0.000	0.000
	Postal Ballot	14,92,22,044.80	0	0.000	0	0	0.000	0.000
	Total	14,92,22,044.80	12,47,07,233.45	83.572	11,26,86,091.25	1,20,21,142.20	90.361	9.639
Public- Non Institutions	E-Voting	21,75,80,653.60	11,54,34,268.75	53.054	11,54,31,020.25	3,248.50	99.997	0.003
	Poll	21,75,80,653.60	0.00	0.000	0	0.00	0.000	0.000
	Postal Ballot	21,75,80,653.60	0	0.000	0	0	0.000	0.000
	Total	21,75,80,653.60	11,54,34,268.75	53.054	11,54,31,020.25	3,248.50	99.997	0.003
Total	57,43,65,925.10	44,77,04,728.90	77.996	43,56,80,338.20	1,20,24,390.70	97.314	2.686	



Agenda item no. 4 : Approval of Trust Route for the implementation of Indiabulls Ventures Limited - Employee Stock Benefit Scheme 2019.								
Resolution required: (Ordinary/ Special)			Special					
Whether promoter/ promoter group are interested in the agenda/resolution?			No					
voting by members holding fully paid up Equity Shares of face value of Rs. 2 each (having 100% Voting Rights on each share held by them) (FPS)								
Category	Mode of Voting	No. of shares held (1)	No. of votes polled (2)	% of Votes Polled on outstanding shares (3)=[(2)/(1)]*100	No. of Votes – in favour (4)	No. of Votes – against (5)	% of Votes in favour on votes polled (6)=[(4)/(2)]*100	% of Votes against on votes polled (7)=[(5)/(2)]*100
Promoter and Promoter Group	E-Voting	18,78,79,588	18,78,79,588	100.000	18,78,79,588	0	100.000	0.000
	Poll	18,78,79,588	0	0.000	0	0	0.000	0.000
	Postal Ballot	18,78,79,588	0	0.000	0	0	0.000	0.000
	Total	18,78,79,588	18,78,79,588	100.000	18,78,79,588	0	100.000	0.000
Public-Institutions	E-Voting	14,34,14,935	119780851	83.520	107882108	1,18,98,743	90.066	9.934
	Poll	14,34,14,935	0	0.000	0	0	0.000	0.000
	Postal Ballot	14,34,14,935	0	0.000	0	0	0.000	0.000
	Total	14,34,14,935	11,97,80,851	83.520	10,78,82,108	1,18,98,743	90.066	9.934
Public- Non Institutions	E-Voting	19,74,92,983	104977215	53.155	104974964	2,251	99.998	0.002
	Poll	19,74,92,983	0	0.000	0	0	0.000	0.000
	Postal Ballot	19,74,92,983	0	0.000	0	0	0.000	0.000
	Total	19,74,92,983	10,49,77,215	53.155	10,49,74,964	2,251	99.998	0.002
Total	52,87,87,506	41,26,37,654	78.035	40,07,36,660	1,19,00,994	97.116	2.884	
voting by members holding Partly paid up Equity Shares of face value of Rs. 2 each, with paid up value Rs.1.10 per share (having 55% Voting Rights on each share held by them) (PPS)								
Category	Mode of Voting	No. of shares held (1)	No. of votes polled (2)	% of Votes Polled on outstanding shares (3)=[(2)/(1)]*100	No. of Votes – in favour (4)	No. of Votes – against (5)	% of Votes in favour on votes polled (6)=[(4)/(2)]*100	% of Votes against on votes polled (7)=[(5)/(2)]*100
Promoter and Promoter Group	E-Voting	3,57,88,434	3,57,88,434	100.000	3,57,88,434	0	100.000	0.000
	Poll	3,57,88,434	0	0.000	0	0	0.000	0.000
	Postal Ballot	3,57,88,434	0	0.000	0	0	0.000	0.000
	Total	3,57,88,434	3,57,88,434	100.000	3,57,88,434	0	100.000	0.000
Public-Institutions	E-Voting	1,05,58,044	89,57,059	84.836	87,34,515	2,22,544	97.515	2.485
	Poll	1,05,58,044	0	0.000	0	0	0.000	0.000
	Postal Ballot	1,05,58,044	0	0.000	0	0	0.000	0.000
	Total	1,05,58,044	89,57,059	84.836	87,34,515	2,22,544	97.515	2.485
Public- Non Institutions	E-Voting	3,64,18,668	1,90,12,825	52.206	1,90,12,825	0	100.000	0.000
	Poll	3,64,18,668	0	0.000	0	0	0.000	0.000
	Postal Ballot	3,64,18,668	0	0.000	0	0	0.000	0.000
	Total	3,64,18,668	1,90,12,825	52.206	1,90,12,825	0	100.000	0.000
Total	8,27,65,146	6,37,58,318	77.035	6,35,35,774	2,22,544	99.651	0.349	
voting by members holding Partly paid up Equity Shares of face value of Rs. 2 each, with paid up value Re.0.80 per share (having 40% Voting Rights on each share held by them) (PPS)								
Category	Mode of Voting	No. of shares held (1)	No. of votes polled (2)	% of Votes Polled on outstanding shares (3)=[(2)/(1)]*100	No. of Votes – in favour (4)	No. of Votes – against (5)	% of Votes in favour on votes polled (6)=[(4)/(2)]*100	% of Votes against on votes polled (7)=[(5)/(2)]*100
Promoter and Promoter Group	E-Voting	0	0	0.000	0	0	0.000	0.000
	Poll	0	0	0.000	0	0	0.000	0.000
	Postal Ballot	0	0	0.000	0	0	0.000	0.000
	Total	0	0	0.000	0	0	0.000	0.000
Public-Institutions	E-Voting	464	0	0.000	0	0	0.000	0.000
	Poll	464	0	0.000	0	0	0.000	0.000
	Postal Ballot	464	0	0.000	0	0	0.000	0.000
	Total	464	0	0.000	0	0	0.000	0.000
Public- Non Institutions	E-Voting	1,43,508	0	0.000	0	0	0.000	0.000
	Poll	1,43,508	0	0.000	0	0	0.000	0.000
	Postal Ballot	1,43,508	0	0.000	0	0	0.000	0.000
	Total	1,43,508	0	0.000	0	0	0.000	0.000
Total	1,43,972	0	0.000	0	0	0.000	0.000	
Combined voting by members -Based on the Voting Rights (FPS-100% ; PPS-55%; PPS- 40%) held by them								
Category	Mode of Voting	Voting Rights Held (1)	Voting Rights Polled (2)	% of Voting Rights Polled on outstanding Voting Rights (3)=[(2)/(1)]*100	No. of Voting Rights - in favour (4)	No. of Voting Rights - against (5)	% of Voting Rights in favour on Voting Rights polled (6)=[(4)/(2)]*100	% of Voting Rights against on Voting Rights polled (7)=[(5)/(2)]*100
Promoter and Promoter Group	E-Voting	20,75,63,226.70	20,75,63,226.70	100.000	20,75,63,226.70	0	100.000	0.000
	Poll	20,75,63,226.70	0	0.000	0	0	0.000	0.000
	Postal Ballot	20,75,63,226.70	0	0.000	0	0	0.000	0.000
	Total	20,75,63,226.70	20,75,63,226.70	100.000	20,75,63,226.70	0	100.000	0.000
Public-Institutions	E-Voting	14,92,22,044.80	12,47,07,233.45	83.572	11,26,86,091.25	1,20,21,142.20	90.361	9.639
	Poll	14,92,22,044.80	0.00	0.000	0.00	0.00	0.000	0.000
	Postal Ballot	14,92,22,044.80	0	0.000	0	0	0.000	0.000
	Total	14,92,22,044.80	12,47,07,233.45	83.572	11,26,86,091.25	1,20,21,142.20	90.361	9.639
Public- Non Institutions	E-Voting	21,75,80,653.60	11,54,34,268.75	53.054	11,54,32,017.75	2,251.00	99.998	0.002
	Poll	21,75,80,653.60	0.00	0.000	0	0	0.000	0.000
	Postal Ballot	21,75,80,653.60	0	0.000	0	0	0.000	0.000
	Total	21,75,80,653.60	11,54,34,268.75	53.054	11,54,32,017.75	2,251.00	99.998	0.002
Total	57,43,65,925.10	44,77,04,728.90	77.948	43,56,81,335.70	1,20,23,393.20	97.314	2.686	



Agenda item no. 5 : Provision of Money by the Company for purchase of its own shares by the Trust / Trustees for the benefit of Employees under Indiabulls Ventures Limited - Employee Stock Benefit Scheme 2019.

Resolution required: (Ordinary/ Special) Special
 Whether promoter/ promoter group are interested in the agenda/resolution? No

voting by members holding fully paid up Equity Shares of face value of Rs. 2 each (having 100% Voting Rights on each share held by them) (FPS)

Category	Mode of Voting	No. of shares held (1)	No. of votes polled (2)	% of Votes Polled on outstanding shares (3)=[(2)/(1)]*100	No. of Votes – in favour (4)	No. of Votes – against (5)	% of Votes in favour on votes polled (6)=[(4)/(2)]*100	% of Votes against on votes polled (7)=[(5)/(2)]*100
Promoter and Promoter Group	E-Voting	18,78,79,588	18,78,79,588	100.000	18,78,79,588	0	100.000	0.000
	Poll	18,78,79,588	0	0.000	0	0	0.000	0.000
	Postal Ballot	18,78,79,588	0	0.000	0	0	0.000	0.000
	Total	18,78,79,588	18,78,79,588	100.000	18,78,79,588	0	100.000	0.000
Public-Institutions	E-Voting	14,34,14,935	119780851	83.520	107882108	1,18,98,743	90.066	9.934
	Poll	14,34,14,935	0	0.000	0	0	0.000	0.000
	Postal Ballot	14,34,14,935	0	0.000	0	0	0.000	0.000
	Total	14,34,14,935	11,97,80,851	83.520	10,78,82,108	1,18,98,743	90.066	9.934
Public- Non Institutions	E-Voting	19,74,92,983	104977215	53.155	104975479	1,736	99.998	0.002
	Poll	19,74,92,983	0	0.000	0	0	0.000	0.000
	Postal Ballot	19,74,92,983	0	0.000	0	0	0.000	0.000
	Total	19,74,92,983	10,49,77,215	53.155	10,49,75,479	1,736	99.998	0.002
Total	52,87,87,506	41,26,37,654	78.035	40,07,37,175	1,19,00,479	97.116	2.884	

voting by members holding Partly paid up Equity Shares of face value of Rs. 2 each, with paid up value Rs.1.10 per share (having 55% Voting Rights on each share held by them) (PPS)


Category	Mode of Voting	No. of shares held (1)	No. of votes polled (2)	% of Votes Polled on outstanding shares (3)=[(2)/(1)]*100	No. of Votes – in favour (4)	No. of Votes – against (5)	% of Votes in favour on votes polled (6)=[(4)/(2)]*100	% of Votes against on votes polled (7)=[(5)/(2)]*100
Promoter and Promoter Group	E-Voting	3,57,88,434	3,57,88,434	100.000	3,57,88,434	0	100.000	0.000
	Poll	3,57,88,434	0	0.000	0	0	0.000	0.000
	Postal Ballot	3,57,88,434	0	0.000	0	0	0.000	0.000
	Total	3,57,88,434	3,57,88,434	100.000	3,57,88,434	0	100.000	0.000
Public-Institutions	E-Voting	1,05,58,044	89,57,059	84.836	87,34,515	2,22,544	97.515	2.485
	Poll	1,05,58,044	0	0.000	0	0	0.000	0.000
	Postal Ballot	1,05,58,044	0	0.000	0	0	0.000	0.000
	Total	1,05,58,044	89,57,059	84.836	87,34,515	2,22,544	97.515	2.485
Public- Non Institutions	E-Voting	3,64,18,668	1,90,12,825	52.206	1,90,12,825	0	100.000	0.000
	Poll	3,64,18,668	0	0.000	0	0	0.000	0.000
	Postal Ballot	3,64,18,668	0	0.000	0	0	0.000	0.000
	Total	3,64,18,668	1,90,12,825	52.206	1,90,12,825	0	100.000	0.000
Total	8,27,65,146	6,37,58,318	77.035	6,35,35,774	2,22,544	99.651	0.349	

voting by members holding Partly paid up Equity Shares of face value of Rs. 2 each, with paid up value Re.0.80 per share (having 40% Voting Rights on each share held by them) (PPS)

Category	Mode of Voting	No. of shares held (1)	No. of votes polled (2)	% of Votes Polled on outstanding shares (3)=[(2)/(1)]*100	No. of Votes – in favour (4)	No. of Votes – against (5)	% of Votes in favour on votes polled (6)=[(4)/(2)]*100	% of Votes against on votes polled (7)=[(5)/(2)]*100
Promoter and Promoter Group	E-Voting	0	0	0.000	0	0	0.000	0.000
	Poll	0	0	0.000	0	0	0.000	0.000
	Postal Ballot	0	0	0.000	0	0	0.000	0.000
	Total	0	0	0.000	0	0	0.000	0.000
Public-Institutions	E-Voting	464	0	0.000	0	0	0.000	0.000
	Poll	464	0	0.000	0	0	0.000	0.000
	Postal Ballot	464	0	0.000	0	0	0.000	0.000
	Total	464	0	0.000	0	0	0.000	0.000
Public- Non Institutions	E-Voting	1,43,508	0	0.000	0	0	0.000	0.000
	Poll	1,43,508	0	0.000	0	0	0.000	0.000
	Postal Ballot	1,43,508	0	0.000	0	0	0.000	0.000
	Total	1,43,508	0	0.000	0	0	0.000	0.000
Total	1,43,972	0	0.000	0	0	0.000	0.000	

Combined voting by members -Based on the Voting Rights (FPS-100% ; PPS-55%; PPS- 40%) held by them

Category	Mode of Voting	Voting Rights Held (1)	Voting Rights Polled (2)	% of Voting Rights Polled on outstanding Voting Rights (3)=[(2)/(1)]*100	No. of Voting Rights - in favour (4)	No. of Voting Rights - against (5)	% of Voting Rights in favour on Voting Rights polled (6)=[(4)/(2)]*100	% of Voting Rights against on Voting Rights polled (7)=[(5)/(2)]*100
Promoter and Promoter Group	E-Voting	20,75,63,226.70	20,75,63,226.70	100.000	20,75,63,226.70	0	100.000	0.000
	Poll	20,75,63,226.70	0	0.000	0	0	0.000	0.000
	Postal Ballot	20,75,63,226.70	0	0.000	0	0	0.000	0.000
	Total	20,75,63,226.70	20,75,63,226.70	100.000	20,75,63,226.70	0	100.000	0.000
Public-Institutions	E-Voting	14,92,22,044.80	12,47,07,233.45	83.572	11,26,86,091.25	1,20,21,142.20	90.361	9.639
	Poll	14,92,22,044.80	0.00	0.000	0.00	0.00	0.000	0.000
	Postal Ballot	14,92,22,044.80	0	0.000	0	0	0.000	0.000
	Total	14,92,22,044.80	12,47,07,233.45	83.572	11,26,86,091.25	1,20,21,142.20	90.361	9.639
Public- Non Institutions	E-Voting	21,75,80,653.60	11,54,34,268.75	53.054	11,54,32,532.75	1,736.00	99.998	0.002
	Poll	21,75,80,653.60	0.00	0.000	0	0	0.000	0.000
	Postal Ballot	21,75,80,653.60	0	0.000	0	0	0.000	0.000
	Total	21,75,80,653.60	11,54,34,268.75	53.054	11,54,32,532.75	1,736.00	99.998	0.002
Total	57,43,65,925.10	44,77,04,728.90	77.948	43,56,84,850.70	1,20,22,878.20	97.315	2.685	



Agenda item no. 6 : Approval for grant of Employee Stock Options and/or Shares and/or Stock Appreciation Rights to the identified employees during any one year, equal to or exceeding one percent of the issued capital of the Company at the time of grant of Employee Stock Options and/or Shares and/or Stock Appreciation Rights.

Resolution required: (Ordinary/ Special) Special
 Whether promoter/ promoter group are interested in the agenda/resolution? No

voting by members holding fully paid up Equity Shares of face value of Rs. 2 each (having 100% Voting Rights on each share held by them) (FPS)

Category	Mode of Voting	No. of shares held (1)	No. of votes polled (2)	% of Votes Polled on outstanding shares (3)=[(2)/(1)]*100	No. of Votes - in favour (4)	No. of Votes - against (5)	% of Votes in favour on votes polled (6)=[(4)/(2)]*100	% of Votes against on votes polled (7)=[(5)/(2)]*100
Promoter and Promoter Group	E-Voting	18,78,79,588	18,78,79,588	100.000	18,78,79,588	0	100.000	0.000
	Poll	18,78,79,588	0	0.000	0	0	0.000	0.000
	Postal Ballot	18,78,79,588	0	0.000	0	0	0.000	0.000
	Total	18,78,79,588	18,78,79,588	100.000	18,78,79,588	0	100.000	0.000
Public-Institutions	E-Voting	14,34,14,935	119780851	83.520	107882108	1,18,98,743	90.066	9.934
	Poll	14,34,14,935	0	0.000	0	0	0.000	0.000
	Postal Ballot	14,34,14,935	0	0.000	0	0	0.000	0.000
	Total	14,34,14,935	11,97,80,851	83.520	10,78,82,108	1,18,98,743	90.066	9.934
Public- Non Institutions	E-Voting	19,74,92,983	104977215	53.155	104974153	3,062	99.997	0.003
	Poll	19,74,92,983	0	0.000	0	0	0.000	0.000
	Postal Ballot	19,74,92,983	0	0.000	0	0	0.000	0.000
	Total	19,74,92,983	10,49,77,215	53.155	10,49,74,153	3,062	99.997	0.003
Total	52,87,87,506	41,26,37,654	78.035	40,07,35,849	1,19,01,805	97.116	2.884	

voting by members holding Partly paid up Equity Shares of face value of Rs. 2 each, with paid up value Rs.1.10 per share (having 55% Voting Rights on each share held by them) (PPS)


Category	Mode of Voting	No. of shares held (1)	No. of votes polled (2)	% of Votes Polled on outstanding shares (3)=[(2)/(1)]*100	No. of Votes - in favour (4)	No. of Votes - against (5)	% of Votes in favour on votes polled (6)=[(4)/(2)]*100	% of Votes against on votes polled (7)=[(5)/(2)]*100
Promoter and Promoter Group	E-Voting	3,57,88,434	3,57,88,434	100.000	3,57,88,434	0	100.000	0.000
	Poll	3,57,88,434	0	0.000	0	0	0.000	0.000
	Postal Ballot	3,57,88,434	0	0.000	0	0	0.000	0.000
	Total	3,57,88,434	3,57,88,434	100.000	3,57,88,434	0	100.000	0.000
Public-Institutions	E-Voting	1,05,58,044	89,57,059	84.836	87,34,515	2,22,544	97.515	2.485
	Poll	1,05,58,044	0	0.000	0	0	0.000	0.000
	Postal Ballot	1,05,58,044	0	0.000	0	0	0.000	0.000
	Total	1,05,58,044	89,57,059	84.836	87,34,515	2,22,544	97.515	2.485
Public- Non Institutions	E-Voting	3,64,18,668	1,90,12,825	52.206	1,90,12,675	150	99.999	0.001
	Poll	3,64,18,668	0	0.000	0	0	0.000	0.000
	Postal Ballot	3,64,18,668	0	0.000	0	0	0.000	0.000
	Total	3,64,18,668	1,90,12,825	52.206	1,90,12,675	150	99.999	0.001
Total	8,27,65,146	6,37,58,318	77.035	6,35,35,624	2,22,694	99.651	0.349	

voting by members holding Partly paid up Equity Shares of face value of Rs. 2 each, with paid up value Re.0.80 per share (having 40% Voting Rights on each share held by them) (PPS)

Category	Mode of Voting	No. of shares held (1)	No. of votes polled (2)	% of Votes Polled on outstanding shares (3)=[(2)/(1)]*100	No. of Votes - in favour (4)	No. of Votes - against (5)	% of Votes in favour on votes polled (6)=[(4)/(2)]*100	% of Votes against on votes polled (7)=[(5)/(2)]*100
Promoter and Promoter Group	E-Voting	0	0	0.000	0	0	0.000	0.000
	Poll	0	0	0.000	0	0	0.000	0.000
	Postal Ballot	0	0	0.000	0	0	0.000	0.000
	Total	0	0	0.000	0	0	0.000	0.000
Public-Institutions	E-Voting	464	0	0.000	0	0	0.000	0.000
	Poll	464	0	0.000	0	0	0.000	0.000
	Postal Ballot	464	0	0.000	0	0	0.000	0.000
	Total	464	0	0.000	0	0	0.000	0.000
Public- Non Institutions	E-Voting	1,43,508	0	0.000	0	0	0.000	0.000
	Poll	1,43,508	0	0.000	0	0	0.000	0.000
	Postal Ballot	1,43,508	0	0.000	0	0	0.000	0.000
	Total	1,43,508	0	0.000	0	0	0.000	0.000
Total	1,43,972	0	0.000	0	0	0.000	0.000	

Combined voting by members -Based on the Voting Rights (FPS-100% ; PPS-55% ; PPS- 40%) held by them

Category	Mode of Voting	Voting Rights Held (1)	Voting Rights Polled (2)	% of Voting Rights Polled on outstanding Voting Rights (3)=[(2)/(1)]*100	No. of Voting Rights - in favour (4)	No. of Voting Rights - against (5)	% of Voting Rights in favour on Voting Rights polled (6)=[(4)/(2)]*100	% of Voting Rights against on Voting Rights polled (7)=[(5)/(2)]*100
Promoter and Promoter Group	E-Voting	20,75,63,226.70	20,75,63,226.70	100.000	20,75,63,226.70	0	100.000	0.000
	Poll	20,75,63,226.70	0	0.000	0	0	0.000	0.000
	Postal Ballot	20,75,63,226.70	0	0.000	0	0	0.000	0.000
	Total	20,75,63,226.70	20,75,63,226.70	100.000	20,75,63,226.70	0	100.000	0.000
Public-Institutions	E-Voting	14,92,22,044.80	12,47,07,233.45	83.572	11,26,86,091.25	1,20,21,142.20	90.361	9.639
	Poll	14,92,22,044.80	0.00	0.000	0.00	0.00	0.000	0.000
	Postal Ballot	14,92,22,044.80	0	0.000	0	0	0.000	0.000
	Total	14,92,22,044.80	12,47,07,233.45	83.572	11,26,86,091.25	1,20,21,142.20	90.361	9.639
Public- Non Institutions	E-Voting	21,75,80,653.60	11,54,34,268.75	53.054	11,54,31,124.25	3,144.50	99.997	0.003
	Poll	21,75,80,653.60	0.00	0.000	0	0.00	0.000	0.000
	Postal Ballot	21,75,80,653.60	0	0.000	0	0	0.000	0.000
	Total	21,75,80,653.60	11,54,34,268.75	53.054	11,54,31,124.25	3,144.50	99.997	0.003
Total	57,43,65,925.10	44,77,04,728.90	77.948	43,56,80,742.20	1,20,24,286.70	97.314	2.686	



Agenda item no. 7 : Approval for Buy-back of Equity Shares of the Company through Tender Route.

Resolution required: (Ordinary/ Special)		Special						
Whether promoter/ promoter group are interested in the agenda/resolution?		Yes*						
voting by members holding fully paid up Equity Shares of face value of Rs. 2 each (having 100% Voting Rights on each share held by them) (FPS)								
Category	Mode of Voting	No. of shares held (1)	No. of votes polled (2)	% of Votes Polled on outstanding shares (3)=[(2)/(1)]*100	No. of Votes – in favour (4)	No. of Votes – against (5)	% of Votes in favour on votes polled (6)=[(4)/(2)]*100	% of Votes against on votes polled (7)=[(5)/(2)]*100
Promoter and Promoter Group	E-Voting	18,78,79,588	-	0.000	-	0	0.000	0.000
	Poll	18,78,79,588	0	0.000	0	0	0.000	0.000
	Postal Ballot	18,78,79,588	0	0.000	0	0	0.000	0.000
	Total	18,78,79,588	-	0.000	-	0	0.000	0.000
Public-Institutions	E-Voting	14,34,14,935	119780851	83.520	119780851	0	100.000	0.000
	Poll	14,34,14,935	0	0.000	0	0	0.000	0.000
	Postal Ballot	14,34,14,935	0	0.000	0	0	0.000	0.000
	Total	14,34,14,935	11,97,80,851	83.520	11,97,80,851	0	100.000	0.000
Public- Non Institutions	E-Voting	19,74,92,983	104977100	53.155	104976219	881	99.999	0.001
	Poll	19,74,92,983	-	0.000	-	0	0.000	0.000
	Postal Ballot	19,74,92,983	0	0.000	0	0	0.000	0.000
	Total	19,74,92,983	10,49,77,100	53.155	10,49,76,219	881	99.999	0.001
Total	52,87,87,506	22,47,57,951	42.504	22,47,57,070	881	100.000	0.000	

voting by members holding Partly paid up Equity Shares of face value of Rs. 2 each, with paid up value Rs.1.10 per share (having 55% Voting Rights on each share held by them) (PPS)

Category	Mode of Voting	No. of shares held (1)	No. of votes polled (2)	% of Votes Polled on outstanding shares (3)=[(2)/(1)]*100	No. of Votes – in favour (4)	No. of Votes – against (5)	% of Votes in favour on votes polled (6)=[(4)/(2)]*100	% of Votes against on votes polled (7)=[(5)/(2)]*100
Promoter and Promoter Group	E-Voting	3,57,88,434	-	0.000	-	0	0.000	0.000
	Poll	3,57,88,434	0	0.000	0	0	0.000	0.000
	Postal Ballot	3,57,88,434	0	0.000	0	0	0.000	0.000
	Total	3,57,88,434	-	0.000	-	0	0.000	0.000
Public-Institutions	E-Voting	1,05,58,044	89,57,059	84.836	89,57,059	0	100.000	0.000
	Poll	1,05,58,044	0	0.000	0	0	0.000	0.000
	Postal Ballot	1,05,58,044	0	0.000	0	0	0.000	0.000
	Total	1,05,58,044	89,57,059	84.836	89,57,059	0	100.000	0.000
Public- Non Institutions	E-Voting	3,64,18,668	1,90,12,825	52.206	1,90,12,825	0	100.000	0.000
	Poll	3,64,18,668	-	0.000	-	0	0.000	0.000
	Postal Ballot	3,64,18,668	0	0.000	0	0	0.000	0.000
	Total	3,64,18,668	1,90,12,825	52.206	1,90,12,825	0	100.000	0.000
Total	8,27,65,146	2,79,69,884	33.794	2,79,69,884	0	100.000	0.000	

voting by members holding Partly paid up Equity Shares of face value of Rs. 2 each, with paid up value Re.0.80 per share (having 40% Voting Rights on each share held by them) (PPS)

Category	Mode of Voting	No. of shares held (1)	No. of votes polled (2)	% of Votes Polled on outstanding shares (3)=[(2)/(1)]*100	No. of Votes – in favour (4)	No. of Votes – against (5)	% of Votes in favour on votes polled (6)=[(4)/(2)]*100	% of Votes against on votes polled (7)=[(5)/(2)]*100
Promoter and Promoter Group	E-Voting	0	0	0.000	0	0	0.000	0.000
	Poll	0	0	0.000	0	0	0.000	0.000
	Postal Ballot	0	0	0.000	0	0	0.000	0.000
	Total	0	0	0.000	0	0	0.000	0.000
Public-Institutions	E-Voting	464	0	0.000	0	0	0.000	0.000
	Poll	464	0	0.000	0	0	0.000	0.000
	Postal Ballot	464	0	0.000	0	0	0.000	0.000
	Total	464	0	0.000	0	0	0.000	0.000
Public- Non Institutions	E-Voting	1,43,508	0	0.000	0	0	0.000	0.000
	Poll	1,43,508	0	0.000	0	0	0.000	0.000
	Postal Ballot	1,43,508	0	0.000	0	0	0.000	0.000
	Total	1,43,508	0	0.000	0	0	0.000	0.000
Total	1,43,972	0	0.000	0	0	0.000	0.000	

Combined voting by members -Based on the Voting Rights (FPS-100% ; PPS-55%; PPS- 40%) held by them

Category	Mode of Voting	Voting Rights Held (1)	Voting Rights Polled (2)	% of Voting Rights Polled on outstanding Voting Rights (3)=[(2)/(1)]*100	No. of Voting Rights - in favour (4)	No. of Voting Rights - against (5)	% of Voting Rights in favour on Voting Rights polled (6)=[(4)/(2)]*100	% of Voting Rights against on Voting Rights polled (7)=[(5)/(2)]*100
Promoter and Promoter Group	E-Voting	20,75,63,226.70	-	0.000	-	0	0.000	0.000
	Poll	20,75,63,226.70	0	0.000	0	0	0.000	0.000
	Postal Ballot	20,75,63,226.70	0	0.000	0	0	0.000	0.000
	Total	20,75,63,226.70	-	0.000	-	0	0.000	0.000
Public-Institutions	E-Voting	14,92,22,044.80	12,47,07,233.45	83.572	12,47,07,233.45	0.00	100.000	0.000
	Poll	14,92,22,044.80	0.00	0.000	0.00	0.00	0.000	0.000
	Postal Ballot	14,92,22,044.80	0	0.000	0	0	0.000	0.000
	Total	14,92,22,044.80	12,47,07,233.45	83.572	12,47,07,233.45	0.00	100.000	0.000
Public- Non Institutions	E-Voting	21,75,80,653.60	11,54,34,153.75	53.054	11,54,33,272.75	881.00	99.999	0.001
	Poll	21,75,80,653.60	0.00	0.000	-	0.00	0.000	0.000
	Postal Ballot	21,75,80,653.60	0	0.000	0	0	0.000	0.000
	Total	21,75,80,653.60	11,54,34,153.75	53.054	11,54,33,272.75	881.00	99.999	0.001
Total	57,43,65,925.10	24,01,41,387.20	41.810	24,01,40,506.20	881.00	100.000	0.000	

